

TABLE OF CONTENTS/QUICK FACTS



FOLLOW FSU ATHLETICS

You can follow Frostburg State Athletics all season long via the world wide web. The Frostburg State Athletics web site contains rosters, schedules, game scores, summaries and press releases for all 21 varsity sports teams. The web is updated daily with scores and information as they become available. Check us out:

on the world wide web:
<http://sports.frostburg.edu>

ON THE COVER

Junior Mike Gitzen (top left), sophomore Andrew Speights (top right), junior Ryan Webb (bottom left), sophomore Brett Mitchell (bottom right).

CREDITS

The 2006 Frostburg State University Baseball Media Guide is a production of the FSU Sports Information Office and was written and designed by Noah Becker. Writing and editorial assistance from Tandace Wilson and Chris McKnight. Photography by Chris Riddle. Printing by Studio 20 in Frederick, Md.

To order this publication, send \$3 to:
Frostburg State University
Sports Information Office
Harold J. Cordts Physical Education Center
101 Braddock Road
Frostburg, Md. 21532-1099



QUICK FACTS

GENERAL INFORMATION

Location	Frostburg, Md. 21532-1099
Founded	1898
Enrollment	5,200
Nickname	Bobcats
Colors	Red, Black & White
President	Dr. Catherine Gira
Web Site	www.frostburg.edu

ATHLETIC ADMINISTRATION

Director of Athletics	Ralph Brewer
Associate Director of Athletics	Chris McKnight
Compliance Coordinator	Rubin Stevenson
NCAA Faculty Athletics Representative	Lance Revenaugh

SPORTS INFORMATION

Interim Sports Information Director	Noah Becker
E-mail	nbecker0@frostburg.edu
Office	(301) 687-4371
Fax	(301) 687-4780
Home	(301) 689-0140
Sports Information Graduate Assistant	Tandace Wilson
Web Site	http://sports.frostburg.edu

BASEBALL INFORMATION

Head Coach	Chris McKnight (Dowling)
Career Record/Years	223-147-1/Ten
Record at Frostburg State/Years	149-89-1/Six
Assistant Coaches	Jason Trufant (Albany), Mark Teson (Frostburg State) & Bill Shields (Dowling)
Student Assistant Coaches	Dan Sidorowicz
Baseball Office Phone	(301) 687-4273
Baseball Office Fax	(301) 687-7391
Baseball E-mail Address	cmcknight@frostburg.edu
First Season of Baseball	1937
All-Time Record (Pct.)/Years	944-595-5 (.613)/60
AMCC Championships/Years	3/1998, 1999 & 2004
Years in Post-Season Play/Years	22/1967, 1970, 1971, 1972, 1973, 1974, 1975, 1976, 1977, 1979, 1984, 1987, 1990, 1991, 1992, 1993, 1994, 1996, 1997, 1998, 1999, 2001
Last Post-Season Appearance	2001 ECAC South Region Tournament
Result	Lost to Gettysburg, 6-1

MISSION STATEMENT

The Frostburg State University Athletic Department endeavors to contribute to the total education of each individual student by providing a disciplined teaching/learning experience outside the classroom. The athletic program strives to provide an environment of healthy competition to assist in the development of well-rounded responsible citizens. The athletic experience seeks to foster the personal qualities of high ethical values, a competitive spirit, winning as part of a team, excelling individually, cooperation, self-discipline and self-esteem. Student-athletes may develop their athletic interest and potential through a variety of intercollegiate sports. They, along with other students, may continue to develop athletic interests through a variety of intramural or club sport activities, all of which are supported through the University budget.

BOBCAT FIELD



FIRST-CLASS ALL THE WAY


In addition to FSU's outstanding indoor training facilities, which include three indoor cages, four pitching machines and two practice gyms, Head Coach Chris McKnight and his staff have provided the Bobcats with a revamped infield, team clubhouse (below) and new apparel by Puma. A baseball press box with radio and internet capabilities is also planned in the coming years. The team travels primarily on the University-owned 47-passenger coach bus (bottom right) equipped with seven television monitors, VCR, restroom, tables and pantry. The baseball team added brand new wood lockers to the clubhouse prior to the 2006 spring season. Additionally, Bobcat players are addressed by prominent members of the local community, including Baltimore Orioles manager Sam Perlozzo (middle right), who resides in nearby Cumberland, Md., as part of the program's "Successful Speakers Series." These are more reasons why Bobcat baseball is among the best Division III programs in the country.



OLYMPIC WEIGHT ROOM



SUCCESSFUL SPEAKERS SERIES



BASEBALL CLUBHOUSE



BOBCAT COACH BUS



DR. CATHERINE R. GIRA - PRESIDENT

Dr. Catherine R. Gira became the president of Frostburg State University on September 1, 1991. Prior to that, she served for nine years as provost at the University of Baltimore. She also previously held the positions of professor of English and acting dean of the College of Liberal Arts at that institution. Dr. Gira has held leadership positions in numerous national and state professional associations, including the American Association of University Administrators (President, 1988-90); Federation of State Humanities Councils (Vice President, 1993-94); Commission on Higher Education, Middle States Association (Commissioner, 1994-1999); Maryland Humanities Council (Chair, 1989-91); Maryland Association of Higher Education (President, 1986-87). She serves on several regional and national boards, including those of the Western Maryland Health System, the Rocky Gap Foundation, the Regional Education Service Agency, the Cumberland Theatre, Leadership Maryland (Chair, 2004-06); the Maryland Symphony Orchestra; and the Greater

Cumberland Committee.

Dr. Gira has been recognized as Woman of the Year by the Maryland Legislature (1993), as one of Maryland's Top 100 Women (1996), and in 1997 she was inducted into the Maryland Women's Hall of Fame. She has published numerous articles on Shakespeare, Renaissance art and literature, and issues in higher education. She has also authored a bibliographic and critical study of Shakespeare's Henry IV, published by Garland Publishing Company in 1994.

During her tenure as president of FSU, enrollments have grown, several new academic programs have been established (including a collaborative engineering program with the University of Maryland, College Park), research dollars have more than doubled, fund-raising has grown by over \$12 million, and several major capital construction projects have been completed, including construction of a new \$33 million science building and a new \$18 million privatized residence hall.



ROGER BRUSZEWSKI - VICE PRESIDENT FOR ADMINISTRATION AND FINANCE

Entering his 19th year with Frostburg State University is Roger Bruszewski, who has served as Vice President for Administration and Finance since 1995. Bruszewski is the chief financial officer and chief operating officer of the University and oversees a wide variety of the campus operations. In addition to his interactions with faculty, staff, students and alumni, he also serves as a liaison with numerous organizations including the Board of Regents, University System of Maryland Administration, corporate interest and local, state and federal agencies.

After joining Frostburg State as director of computing services in 1988, Bruszewski became Associate Vice President of Administrative and Computing Services one year later, a position he held until 1994 when he assumed the role of Vice President for Finance and Planning.

Prior to coming to FSU, Bruszewski served as chairman and associate professor of the business and commerce division at Daemen College in New York from 1984-88. During his tenure as the administrator for the accounting, business administration, business education, transportation and travel and public administration departments, enrollment increased 33 percent (reaching an all-time high), the accounting program received accreditation by the New York Board of Accountancy and successful fund raising efforts yielded a computer training facility for the transportation and travel program.

Additionally, Bruszewski served eight years at College Misericordia in Dallas, Pa., as chairman and assistant professor of the business department (1977-81) and director of administrative and computing services (1981-84). He also coached women's basketball (1978-80) and softball (1978-81) while at College Misericordia.

Bruszewski is a 1974 graduate of Plattsburgh State University of New York with a bachelor's in business administration. He earned his master's in business administration with a concentration in management from Youngstown State University in 1977 and holds an A.B.D. in educational administration and policy from the State University of New York at Buffalo.



RALPH BREWER - ATHLETIC DIRECTOR

Ralph L. Brewer was named Frostburg State's athletic director on July 1, 2003 after serving on an interim basis since August 2, 2000. Bobcat athletics have thrived under Brewer's direction. The number of corporate sponsors has increased, student-athlete retention rates and academics have improved and facilities have been upgraded, most notably with the construction of new soccer and softball fields and the installation of new message boards and scoreboards in Bobcat Arena.

Brewer is no stranger to Frostburg, having been a member of the FSU English Department since 1969. He recently served as chair of the department, and he continues to teach several classes throughout the year. A strong supporter of Bobcat athletics, he has been chair of the Athletic Advisory Committee and served as the university's faculty representative for both the NCAA and Allegheny Mountain Collegiate Conference steering committees. He was also a member of search committees for the head football coach and sports information director positions and served as President of the Atlantic Central Football Conference.

Brewer graduated from Austin Peay State College in Clarksville, Tenn., in 1967 with a bachelor's in English and taught at Clarksville High School from 1967-68. He then earned his master's in English from Austin Peay in 1969 before joining the FSU staff.

He has since served on numerous English department and University committees and task groups, including the President's Cabinet, the Senate Steering Committee and the Strategic Planning Task Group. Additionally, he has served as President of the Faculty Assembly (1980-81) and Chair of the Faculty Senate (1992-94).

Good Luck Bobcats!




NewPage Corporation at Luke ...

A corporate citizen of Allegany County for more than 117 years and a proud supporter of many local educational, athletic, and cultural events.



Delivering on the Promise of Paper



**FINANCIAL
SERVICES**

Michael J. Davis

Certified Public Accountant
Financial Consultant
MD Ins. Lic. # RPI126319

140 East Main Street
Frostburg, MD 21532
Office: (301) 689-8087
Fax: (301) 689-0078
E-mail: michael.davis@lpl.com

Linsco/Private Ledger

Member NASD/SIPC



17 E. Main St. Frostburg, MD Phone/Fax (301) 689-3604

All these services offered at one location & performed on the premises:

Screenprinting - Embroidery - Custom Lettering
Photo Transfer - Full Color Digital Printing - Awards
Greek Letters - And Much More!

GO BOBCATS!

OUR WORK SPEAKS FOR ITSELF!

Good Luck Bobcats!!

***United
Coal
Company***

Clarksburg, W.Va.

HEAD COACH CHRIS MCKNIGHT



Chris McKnight enters his seventh season as head coach of the Frostburg State baseball program and looks to build on one of the most successful seasons in Bobcat history.

Last season, FSU started 7-8 with a tough non-conference schedule, but rebounded with a 10-game winning streak to open Allegheny Mountain Collegiate Conference play.

Frostburg State closed out the regular season winning six out of seven including a sweep over league rival Pitt-Bradford. The Bobcats finished the AMCC play with a 17-1 record capturing the regular-season championship while finishing the year with a 29-13 overall mark.

In 2004, the Bobcats won the Allegheny Mountain Collegiate Conference tournament for the first time under McKnight and finished with 26 wins.

The season was highlighted by an exciting 13-10 win over top-seeded Pitt-Bradford in the AMCC Championship game to take its first AMCC title in six years. Frostburg State also finished the season ranked No. 7 in the the Mid-Atlantic Region voted on by the American Baseball Coaches Association.


In 2003, McKnight led the Bobcats to a 31-12-1 overall record, a 13-game winning streak and a berth in the AMCC Tournament for the fourth straight year.

The Bobcats advanced to the championship game of the AMCC Tournament for the third time in four seasons and finished the year among the national leaders in batting average, earned run average, stolen bases and winning percentage. The 31 wins ties for the third-highest single-season total in the program's 60-year history.

Frostburg State was also ranked as high as 29th in the nation during the year. Eight Bobcats were named to the All-AMCC team, while three players were named to the ECAC All-Star squad. Junior Sean Davis set a single-season school record with 65 hits, and senior Mark Teson signed a professional contract with the Kansas City T-Bones of the Northern League.

In 2002, McKnight led the Bobcats to a 20-14 overall record and a third straight berth in the AMCC Tournament. FSU ranked 21st in NCAA Division III in batting average (.342) and 22nd in runs scored (298).

In 2001, McKnight's squad posted a 25-16 overall record, a runner-up finish in the AMCC Tournament and an appearance in the Eastern College Athletic Conference (ECAC) South Region Championship. FSU played arguably the toughest schedule in program history, beating nationally ranked Allegheny (Pa.) and facing perennial powers Marietta and Salisbury.



The McKnight Family: Chris with wife, Janine, and daughters, Corinne (8) and Nicolette (4).

A sincere traditionalist, McKnight's method isn't flashy. It's based on hard work, fundamentals and determination. McKnight and his staff work tirelessly to give the student-athletes at FSU a high quality baseball and educational experience.

One of the keys in the new attitude and pride in the FSU baseball program has been McKnight's involvement in the improvement of the team's facilities. The infield was recently renovated to include an underground drainage system, windscreens adorn the entire field, a halo surrounds the home plate area and turf has been added to the dugouts.

Seating for 250 spectators has also been added with three outdoor batting cages also available to optimize practice.

FSU's indoor facilities are also impressive. Team members have access to a clubhouse, three indoor

batting cages, a main arena for practice and an additional auxiliary gymnasium.

McKnight was also instrumental in bringing the Ripken Baseball Camp Tour to Frostburg State for two weeks in the summer of 2002. Former major leaguer and camp director Bill Ripken said "FSU's facilities and setting are outstanding."

Prior to coming to Frostburg, McKnight was the Associate Director of Athletics and head baseball coach at NCAA Division II Dowling (N.Y.) College. He began his career at Dowling in 1990 as the Assistant Director of Athletics and hitting coach.

McKnight then became Dowling's head coach in 1995 and, in just three years due to his dedicated work ethic and outstanding recruiting, he turned the Golden Lions into one of the top programs in the Northeast.

In 1998, he led Dowling to the ECAC Championship, an appearance in the NYCAC championship game and a 26-11 overall finish, the second-best record in school history.

In 1999, McKnight directed the Golden Lions to the ECAC Championship again with a 23-16 mark to set school records for post-season appearances and consecutive seasons with at least 23 wins.

Before joining the Dowling coaching staff, McKnight served as head coach at the State University of New York at Old Westbury, where he founded the baseball program. Overall, nine of McKnight's players have signed professional contracts and 31 have received all-state and all-conference honors, including two who were named conference Player of the Year.

Prior to embarking on his collegiate coaching career, McKnight was the head coach at La Salle Military Academy and an assistant at Sayville Public School in New York. He also enjoyed a successful career as a high school football and basketball coach at Sayville and Bayport, posting respective .857 and .803 winning percentages during his seven-year tenure.

McKnight is a sought after clinician, speaking on hitting and vision training. He has also authored numerous articles that have appeared in "Scholastic Coach," "Coach and Athletic Director" and the American Baseball Coaches Association publication "Coaching Digest." His video, "Hitting Skills and Drills," is used in the development of players ages five to 16.

McKnight has served on various ECAC committees, including the baseball and basketball selection committees.

He recently served a four-year term from 2001-05, including chairman in 2004-05, on the NCAA Baseball Rules Committee and was one of eight voting members charged with reviewing and implementing rules for the nation's baseball programs in Divisions I, II and III.

Currently, he serves the ABCA on the Research and Clinic Committees and is the representative for the Division III Mid Atlantic Region.

He also serves on the NCAA Mid Atlantic Regional Advisory Committee for championship selection.

McKnight is a member of the Maryland State Association of Baseball Coaches and the National Association of Collegiate Directors of Athletics while serving as FSU's liaison to the National Consortium for Academics and Athletics.

An active member in the community, McKnight volunteers with the Clarysville Fire Department and the Somerset (Pa.) County Search and Rescue K-9 team with his dogs, Raven and Nitro. McKnight and his wife, the former Janine Angiolillo, are the parents of daughter Corinne (eight) and Nicolette (four).

The McKnight family resides in Clarysville.



Head Coach Chris McKnight has guided the Bobcats to a 149-89-1 record and six postseason appearances in his six seasons at the helm.

ASSISTANT COACHES



JASON TRUFANT ASSISTANT COACH

Jason Trufant begins his second season as the pitching coach at Frostburg State after serving as a graduate assistant pitching coach for the Bobcats from 2000 to 2003.

Last season, Trufant guided the pitching staff to the lowest earned run average (3.97) and opponent batting average (.265) since the 1999 season while striking out the most batters (307) since 1998.

During Trufant's first stint at FSU, the Bobcats posted an impressive 77-41-1 overall record in three years. In his first season, the Red & Black finished 26-15 and earned a berth in the 2001 ECAC Mid-Atlantic Region Tournament. FSU then went 20-14 in 2002 and was 31-12-1 in 2003.

The Bobcat pitching staff showed vast improvement under Trufant's tutelage, lowering its earned run average each season. FSU's hurlers ranked 29th in the nation with a 4.01 ERA in 2003.

Trufant also served as the pitching coach for the Albany Athletics of the Albany Twilight League during the summers of 2000-2002. The A's won league titles all three years and posted a combined 105-35 mark during that span.

This past summer, Trufant was an assistant coach for the North Adams Steeplecats of the New England Collegiate Baseball League. The 'Cats finished 24-18 and boasted a 3.40 team ERA.

A four-year starter for the University at Albany, Trufant twice earned All-New England Collegiate Conference honors and helped lead the Great Danes to a pair of ECAC Tournament appearances.

He pitched both games of the ECAC Championships, ironically against Dowling College, McKnight's former team.

Trufant established Albany records for career strikeouts, career innings pitched and most wins in a season. Trufant continued his playing career at the professional level for the Albany-Colonie Diamond Dogs of the Northern League during the 2000 and 2001 seasons.

Trufant earned his bachelor's degree in sociology from Albany in 2000 and completed his master's degree in human performance from Frostburg State in 2003.



MARK TESON ASSISTANT COACH

Mark Teson is in his second year as a graduate assistant coach at Frostburg State University after serving as a student assistant in 2004. He will again work with the outfielders.

Teson began his collegiate career at Division II Dowling (N.Y.) College as he was recruited there by then-Head Coach Chris McKnight. In 2000, he appeared in 49 of

50 games and hit .275 with six doubles and a home run.

He then transferred to FSU in 2001 and battled a pulled hamstring to hit .296 with six doubles, two triples, two home runs and 14 RBI. He led the team with 12 stolen bases and five outfield assists. In 2002, he continued to improve, as he hit .305 with seven doubles, two home runs and 20 RBI from the leadoff spot. He again led the team with 12 stolen bases, and he tied for the team lead with 30 walks.

As a senior, Teson led the Bobcats to their third-highest single-season win total (31) in program history. He earned second-team All-AMCC honors after hitting .365 with 13 doubles, three triples, a home run and 23 RBI. He led the team with a school-record 42 walks, scored 50 runs and compiled four outfield assists. He also ranked second on the squad with 22 stolen bases.

He finished his career with a .324 career batting average, drew a school-record 101 walks and was 45-of-54 in stolen base attempts. His 126 runs rank third on the FSU all-

time chart, and his 27 doubles are tied for seventh.

Teson helped the Bobcats to a combined 76-42-1 record, two AMCC runner-up finishes and an appearance in the ECAC Tournament.

Teson earned his bachelor's degree in social sciences from Frostburg State in 2004 and is pursuing his master's degree in education.



BILL SHIELDS ASSISTANT COACH

Bill Shields joins the coaching staff for the 2006 season.

A native of Winchester, Mass., Shields will assist with the Bobcat hitters and will work with the infielders.

Shields played for Coach McKnight while at Dowling from 1996-2000, and was the starting first baseman and designated hitter. He helped lead Dowling to three consecutive post season appearances. After graduating, he took a position with Mass Financial Services in Boston.

While in Mass., he worked with Eric Wedge, the current Cleveland Indians manager at Strike One Indoor baseball complex giving individual and group hitting lessons. He was also an assistant coach at Winchester High School during the 2002-03 season.

Shields is single and resides in Frostburg, Md.



DAN SIDOROWICZ STUDENT ASSISTANT COACH

Dan Sidorowicz enters his second season as a student assistant at Frostburg State University after a four-year playing career at FSU.

Sidorowicz was a solid member of the FSU pitching staff from 2001-2004, posting a 14-11 overall record, tossing six complete games and adding three saves.

His 48 appearances rank second on the Bobcat all-time chart, his 14 wins are ninth and his 153.1 innings and 107 strikeouts are both 10th.

Sidorowicz enjoyed his best season in 2003 when he went 6-2 with a 3.22 ERA and three complete games. He struck out 30 and walked 13 in 50.1 innings.



DR. AIMEE KIMBLE DIRECTOR OF MENTAL TRAINING

Dr. Aimee Kimble is working with the baseball team for the 2006 season. She is the Director of Mental Training for the University of Pittsburgh Medical Center for Sports Medicine.

She is a Certified Consultant for the Association for the Advancement of Applied Sports Psychology, and is a member of the American Psychological Association, USA Swimming Sports Medicine and Science Network, the NCAA Speakers Bureau, and is listed on the United State Olympic Committee's Sports Psychology Registry.

She assists the Pittsburgh Steelers in analyzing potential draft picks and has worked with schools such as the University of Pittsburgh, Duquesne University, Seton Hill University and Lebanon Valley College.

She received a PhD from the University of Tennessee where she specialized in sport psychology.

2006 ROSTER

No.	Name	Yr.	Pos.	B/T	Ht.	Wt.	Hometown/High School
1	Bryan Short	Fr.	INF	R/R	5-8	160	Ashburn, Va./Paul VI
2	Mike Gitzen	Jr.	INF	R/R	6-3	190	Sterling, Va./Potomac Falls
3	Joe Daddura	So.	C	R/R	5-10	175	Fallston, Md./Calvert Hall
4	Brett Mitchell	So.	INF	R/R	5-9	170	Fredericksburg, Va./Stafford
5	Chris Jones	Jr.	OF	R/R	6-0	190	Baltimore, Md./Towson
6	Joe Clark	Fr.	INF	R/R	5-9	150	Crozet, Va./Western Albemarle
7	Todd Holmes	Jr.	INF	R/R	5-11	200	New Bloomfield, Pa./West Perry
8	Kenny Hemling	Fr.	P	L/L	5-5	150	Rising Sun, Md./Harford Technical
9	Matt Sillers	Sr.	P	R/R	6-0	190	Columbia, Md./Pallotti
10	Ryan Webb	Jr.	C	R/R	5-10	195	Westminster, Md./South Carroll
11	Kyle Mahan	Sr.	OF	L/L	5-9	180	Woodbridge, Va./Potomac
12	Andrew Sacks	Fr.	C	R/R	6-0	185	Forest Hill, Md./John Carroll
13	Art Barone	So.	INF	R/R	5-10	185	Chestnut Ridge, N.Y./Spring Valley
15	Freddy Foshay	Fr.	P	R/R	5-10	180	Chesapeake, Va./Hickory
16	Allen Peake	So.	INF	R/R	6-4	195	Fredericksburg, Va./Stafford
18	Collin Bednar	Jr.	P	R/R	5-10	180	Salisbury, Md./Glen Burnie
19	Ryan Stevens	Sr.	INF/OF	R/R	6-0	175	Dryden, N.Y./Dryden
21	Jordan Crystal	So.	P/OF	L/L	5-11	180	Lindenhurst, N.Y./Lindenhurst (Monmouth)
23	Andy Chrobak	Fr.	P	R/R	6-0	184	New Castle, Pa./Laurel
24	Scott Miller	Sr.	C	R/R	5-10	180	Trumansburg, N.Y./Trumansburg
26	Chad Lang	Fr.	C	R/R	5-8	187	Front Royal, Va./Warren County
27	Ronnie Krankowski	Fr.	P	R/R	6-0	173	Tabernack, N.J./Holy Cross
28	Kyle Timme	Fr.	P	L/L	6-1	200	Pasadena, Md./Mt. St. Joseph's
31	Billye Hollister	Sr.	P	L/L	5-11	180	Waldorf, Md./Thomas Stone
33	Jared Campbell	Fr.	P	L/L	6-6	185	Burke, Va./Lake Braddock
34	Mike Tiller	Jr.	P	R/R	5-10	230	Dumfries, Va./Potomac
35	Rob Comerford	Jr.	1B	L/R	5-10	200	Herndon, Va./Oakton (Garrett College)
36	John Micklus	So.	P	L/L	5-9	165	La Plata, Md./McDonough
39	Mike Jester	Fr.	INF	R/R	5-11	170	Preston, Md./Colonel Richardson
44	Pat Hendricks	Fr.	OF	R/R	5-11	192	New Milford, Conn./New Milford
46	Brad Reese	Fr.	OF	R/R	5-9	165	Oakland, Md./Southern
50	Frank Sutton	Jr.	P	R/R	6-4	200	Clarksburg, W.Va./Robert Byrd
51	Andrew Speights	So.	OF	L/R	6-3	190	Stafford, Va./Brooke Point
55	Jimmy Hardy	Sr.	P	R/R	6-6	210	Myersville, Md./Middletown

Head Coach: #32 Chris McKnight (Seventh Season)

Assistant Coaches: #22 Jason Trufant (Fifth Season), #17 Mark Teson (Third Season), #38 Bill Shields (First Season)
& #25 Dan Sidorowicz (Second Season)

ROSTER BREAKDOWN

By State

Maryland	.13
Virginia	.12
New York	.4
Pennsylvania	.2
Connecticut	.1
New Jersey	.1
West Virginia	.1

By Class

Juniors	.8
Freshmen	.13
Seniors	.6
Sophomores	.7

By Position

Pitchers	.14
Infielders	.10
Outfielders	.5
Catchers	.5

Pitcher Breakdown

Right-handers	.9
Left-handers	.6

Batter Breakdown

Right-handers	.25
Left-handers	.9

Pronunciations

Daddura	.da-DURA
Mahan	.MAY-han
Speights	.SPITES
Timme	.TIMMY



BOBCATS EAGER TO BRING TITLE BACK TO WESTERN MARYLAND

The 2006 Bobcat baseball team enters its 60th season with high expectations. After finishing last season with a 29-13 overall record, the Collegiate Baseball Newspaper preseason poll has FSU listed as a team to watch this spring. Frostburg State is looking to win its fourth Allegheny Mountain Collegiate Conference crown and make just its third-ever trip to the NCAA tournament.

Last season, the Bobcats posted a 17-1 league record. They ranked first in the league in runs (342), hits (448), homeruns (31), walks (154), stolen bases (84), triples (11), RBIs (292), on-base percentage (.420) and slugging percentage (.493). The team also ranked second in doubles (94) and batting average (.336).

Despite losing eight seniors, FSU returns a solid core of players from 2005, including last season's AMCC Co-Player of the Year, Newcomer of the Year and seven all-conference selections.

PITCHING

The pitching staff will again be the strength of the team led by seniors **Billye Hollister (Waldorf, Md./Thomas Stone)** and **Colin Bednar (Salisbury, Md./Glen Burnie)**.

Hollister was chosen as the 2005 AMCC Co-Player of the Year as well as a First-Team All-Conference selection. He finished last spring with a 7-3 record and had a league-low 1.73 earned run average. He also led the conference in innings pitched (82.1) while finishing second in strikeouts (80). Hollister has been listed as a "Player to Watch" by the Collegiate Baseball Newspaper this spring.

Bednar joins the starting rotation after being FSU's closer in 2005. He posted a 2-1 record with a 2.88 ERA in 10 appearances. He led the squad with two saves and was third with 25 strikeouts.

Sophomore **Jordan Crystal (Lindenhurst, N.Y./Lindenhurst (Monmouth))**, a hard-throwing left-hander, is a transfer from Division I Monmouth University and looks to be the third starting pitcher in the rotation. His versatility will also allow him to see time in the outfield and at the plate.

Freshmen **Andy Chrobak (New Castle, Pa./Laurel)**, **Jared Campbell (Burke, Va./Lake Braddock)** and **Ronnie Krankowski (Tabernack, N.J./Holy Cross)** are among seven new additions to the pitching staff and they will help solidify the rest of the rotation. Junior **Mike Tiller (Dumfries, Va./Potomac)** and sophomore **Frank Sutton (Clarcksburg, W.Va./Robert Byrd)** both missed last season and will help provide depth to the staff.

Sophomore **John Micklus (La Plata, Md./McDonough)** has been moved to closer after a solid freshman season in which he made seven appearances. He is a hard-throwing lefty with an above average change-up.

Seniors **Matt Sillers (Columbia, Md./Pallotti)** and **Jimmy Hardy (Myersville, Md./Middletown)** will add leadership and depth to the staff.

Sillers appeared in six games a season ago while leading opposing batters to a stingy 0.84 ERA and team-best .132 batting average. Hardy made seven appearances while striking out nine batters.

Freshmen **Freddy Foshay (Chesapeake, Va./Hickory)**, **Kenny Hemling (Rising Sun, Md./Harford Technical)** and **Kyle Timme (Pasadena, Md./Mt. St. Joseph's)** are newcomers to the Bobcats and will pickup innings in middle relief.

"The pitching staff will again be our strength," said Head Coach Chris McKnight. "We will rely on our staff to keep us in games."

INFIELD

Frostburg State returns the entire starting infield from 2006 led by juniors **Mike Gitzen (Sterling, Va./Potomac Falls)** and **Todd Holmes (New Bloomfield, Pa./West Perry)**, and sophomores **Art Barone (Chestnut Ridge, N.Y./Spring Valley)** and **Allen Peake (Fredericksburg, Va./Stafford)**.

Gitzen is a Second-Team All-AMCC selection and will anchor the infield from his shortstop position. He started 41 games a year ago and led the Bobcats with 16 doubles

and 46 runs while finishing third on the team with 48 hits.

Holmes, who was also a second-team pick last season, appeared in 40 games with 28 starts. He hit .357 with 45 hits while leading FSU with five homeruns. He was also third on the team in doubles (9) and RBIs (32).

Barone was an all-conference first team honoree in 2005 and will look to battle Holmes for time at third. He finished the season ranked 75th in the nation in batting average (.416). He started 30 games last year and was first in the league in on-base percentage (.544) and second in batting average.

Peake, who is known for his outstanding defensive play and power at the plate, will again start at first base. As a freshman he was selected to the all-conference second team after hitting .309 with 42 RBIs, 42 hits, 28 runs and three homeruns. He was the lone FSU player to start in all 42 games.

Sophomore **Brett Mitchell (Fredericksburg, Va./Stafford)** has earned the start at second base and is considered to have the best glove on the team. He played in 29 games making nine starts last season. He recorded 11 runs, six hits and four RBIs.

Senior **Scott Miller (Trumansburg, N.Y./Trumansburg)** and junior **Rob Comerford (Herndon, Va./Oakton (Garrett College))** will battle for time at first and both should see time as a designated hitter. Miller made 13 appearances with three hits and three RBIs. Comerford is a transfer from nearby Garrett College where he was selected as a Maryland Junior College All-Star.

Freshmen **Joe Clark (Crozet, Va./Western Albemarle)** and **Bryan Short (Ashburn, Va./Paul VI)** should see significant time around the infield. Clark will backup Mitchell at second base and add speed to the bench while Short will be the backup at shortstop as well as a designated hitter.

Senior **Ryan Stevens (Dryden, N.Y./Dryden)** will be used as a utility player because of his versatility. He will see time in the infield and outfield and possibly on the mound. He played in 29 games a year ago while hitting .273 with nine hits and nine RBIs.

"We have a returning veteran infielder with at least 28 games of experience," said McKnight. "It will make a big difference in our defensive strategy."

OUTFIELD

The Bobcat outfield returns three starters from last season's roster. Senior **Kyle Mahan (Woodbridge, Va./Potomac)**, junior **Chris Jones (Baltimore, Md./Towson)** and sophomore **Andrew Speights (Stafford, Va./Brooke Point)** occupy the three starting spots.

Mahan made 30 starts last spring with 39 total appearances. He led Frostburg State with nine triples and was third with nine stolen bases. He hit .303 with 33 hits and 19 RBIs while scoring 23 runs.

Jones was a 2005 First-Team All-AMCC selection and is listed as a "Player to Watch" this spring by the Collegiate Baseball Newspaper. He was first in the league in stolen bases (23), fifth in runs (36) and 12th in batting average (.370). He led Bobcat outfielders with 55 putouts and a .980 fielding percentage.

Speights is the reigning AMCC Newcomer of the Year and is also listed as a "Player to Watch" by the Collegiate Baseball Newspaper. He finished second in the AMCC in RBIs (40), fifth in batting average (.390), hits (53) and total bases (74). He made 36 starts and was second on the FSU squad with 11 doubles and 136 at bats.

Stevens and freshman **Pat Hendricks (New Milford,**

RETURNING STATISTICAL LEADERS

Batting

Average	Arthur Barone	.416
Hits	Andrew Speights	.53
Runs	Mike Gitzen	.46
RBI	Andrew Speights	.40
Doubles	Mike Gitzen	.16
Triples	Kyle Mahan	.03
HRs	Todd Holmes	.05
Steals	Chris Jones	.23
Walks	Arthur Barone	.20
Total Bases	Todd Holmes	.75
Slugging %	Ryan Webb	.615
On-Base %	Arthur Barone	.544

Pitching

ERA	Billye Hollister	1.75
Wins	Billye Hollister	.7
Saves	Collin Bednar	.2
Games Started	Billye Hollister	.12
Appearances	Billye Hollister	.14
Complete Games	Billye Hollister	.2
Innings Pitched	Billye Hollister	82.1
Strikeouts	Billye Hollister	.80
Opp. BA	Matt Sillers	.132

Conn./New Milford) will battle for playing time. Freshman **Brad Reese** will also battle for playing time in the outfield. "With three returning starters, we are very strong on defense and we expect big offensive numbers as well," stated McKnight.

CATCHER

Junior **Ryan Webb (Westminster, Md./South Carroll)** enters the season as the starting catcher and has also been named a "Player to Watch" by the Collegiate Baseball Newspaper. He played in 27 games while making 21 starts. He led the Bobcats with a .615 slugging percentage while batting .369 with 24 hits. He also added 23 RBIs and 12 runs.

Sophomore **Joe Daddura (Fallston, Md./Calvert Hall)** has vastly improved his all-around game and will see considerable time. He appeared in 14 games behind the plate last season while hitting one homerun with three RBIs. Freshmen **Andrew Sacks (Forest Hill, Md./John Carroll)** and **Chad Lang (Front Royal, Va./Warren County)** will provide depth and compete for time.

"Ryan and Joe had an excellent fall and winter season and we expect breakout years from both of them," added McKnight.

COACHING STAFF

The Frostburg State baseball program has added a new coach this season. **Bill Shields** joins the staff after working at Mass Financial Services in Boston for the past few years. He will assist the hitters and work with the infielders. Shields is familiar with Coach McKnight having played for him at Dowling from 1996-2000.

"We are happy to have Bill join the staff," said McKnight. "Since he is a former player at Dowling, he is familiar with my philosophy and will be a good fit."

FSU also welcomes the addition of **Dr. Aimee Kimble** to the staff. She is the Director of Mental Training for the University of Pittsburgh Medical Center for Sports Medicine. She aids the Bobcats in mental training and goal setting.

"It is good to have her onboard with our team," said McKnight. "She has been a big help and we see a difference in our players since she began working with us."

SCHEDULE/ANALYSIS

Again this season, Frostburg State scheduled some of the nation's toughest teams. The Bobcats will face No. 20 Mary Washington as well as Rutgers-Camden and St. Joseph's, who are listed as teams to watch, ranked just outside the top 25.

In AMCC action, Frostburg State will have to get through Pitt-Bradford, who has captured the league title in three of the last five years including the 2005 crown. FSU will also face Penn State Behrend who were the champions in 2003 and always tough La Roche.

"This is the earliest we have ever begun our schedule," said McKnight. "The early start is good for the team and it will prepare us for the tough AMCC schedule."

PLAYER PROFILES



ARTHUR BARONE

JR • INF • 5-10 • 185 • R/R
CHESTNUT RIDGE, NY • SPRING VALLEY

Will see significant playing time at third base ... Should also see time as designated hitter ... **2005:** First-Team All-AMCC selection ... Ranked 75th in the nation in batting average (.416) ... Finished first in the conference in on-base percentage (.544) and second in batting average ... Led the Bobcats with 20 walks ... Started in 30 games recording 37 hits, 24

runs and 17 RBIs ... **Prior to FSU:** Attended Rockland Community College for two years ... Earned six varsity letters — four in baseball and two in basketball — at Spring Valley ... **Personal:** Son of Arthur and Shelley Barone ... Born November 3, 1983 ... Majoring in business administration.



COLLIN BEDNAR

SR • P • 5-10 • 180 • R/R
SALISBURY, MD • GLEN BURNIE

Moved to starting rotation after being the closer last year ... **2005:** AMCC Pitcher of the Week (5/9) ... Was 2-1 in 10 appearances with a 2.88 ERA ... Led FSU with two saves and finished third on the team with 25 strikeouts ... Held batters to a .174 batting average while allowing just 16 hits in 25.0 innings ... **2004:** Appeared in 19 games, going 2-2 while

holding batters to a .237 average ... Recorded a team-high 46 strikeouts in just 28.2 innings ... Struck out a season-high six batters against Western Connecticut (Feb. 22) ... **2003:** Attended Alvernia College, where he played the fall 2003 season ... **Prior to FSU:** Earned six varsity letters — four in soccer and two in baseball — at Glen Burnie ... Was a Scholar Athlete in 1999, 2000, and 2002 ... Won the Baltimore All-Academic Team award in 2001 ... Won the Maryland Minds in Motion award in 1999 and 2002 ... Named to the *Baltimore Sun* All-County and Senior All-Star teams ... **Personal:** Son of Scott Bednar and Amy Lakis ... Born December 25, 1983 ... Majoring in business.



JARED CAMPBELL

FR • P • 6-6 • 185 • L/L
BURKE, VA • LAKE BRADDOCK

Will add depth to pitching staff ... **Prior to FSU:** First-Team All-District selection as a senior and a second-team honoree as a junior ... Earned two varsity baseball letters at Lake Braddock ... **Personal:** Son of Steven and Jackie Campbell ... Born September 29, 1986 ... Majoring in education.



ROB COMERFORD

JR • 1B • 5-10 • 200 • L/R
HERNDON, VA • OAKTON (GARRETT COLLEGE)

Will battle for time at first base .. Should see time as designated hitter ... **Prior to FSU:** Attended Garrett College in 2005 ... Named a Maryland JUCO All-Star last spring ... Hit .362 with 46 hits, 42 runs and five homeruns for the Lakers ... He also recorded a team-high 37 RBIs ... In high school, earned five letters at Oakton ... Named Sportsman of the

Year and Baseball Coaches Award recipient as a senior ... Second-Team All-Region and First-Team All-District football player that same year ... **Personal:** Son of Bobby and Sally Comerford ... Born July 22, 1983 ... Majoring in business administration.



ANDY CHROBAK

FR • P • 6-0 • 184 • R/R
NEW CASTLE, PA • LAUREL

Will add depth to pitching staff ... **Prior to FSU:** Earned six varsity letters at Laurel including four in baseball ... Chosen to the WPIAL All-Star game in 2005 ... Won President's Education Award as a senior ... Named a Who's Who Among American High School Students in 2002, 2003 and 2004 ... Science Merit Award winner in 2005 ... National Honor Roll in

2002 ... **Personal:** Son of Daniel and Debra Chrobak ... Born March 13, 1987 ... Majoring in accounting and finance



JOE CLARK

FR • INF • 5-9 • 150 • R/R
CROZET, VA • WESTERN ALBEMARLE

Backup at second base ... **Prior to FSU:** Earned four varsity letters at Western Albemarle ... Named to the All-District team in 2003, 2004, and 2005 ... All-Central Virginia team in '03 ... Won the Warrior Award as a junior and senior ... Won Teachers Cadet Award in 2005 and English Award in 2002 ...

Personal: Son of Hugh and Charlotte Clark ... Born September 7, 1986 ... Majoring in parks and recreation with a minor in coaching.




JORDAN CRYSTAL

SO • P/OF • 5-11 • 180 • L/L
LINDENHURST, NY • LINDENHURST (MONMOUTH)

Hard-throwing lefty who will also see time as a batter ... Has an above average breaking ball ... **Prior to FSU:** Attended Division I Monmouth last year ... Earned three varsity letters in baseball at Lindenhurst ... Was an All-State, All-Long Island and All-County selection as a senior in 2004 ... Named to the All-County team in 2003 and was named the Rookie of

the Year in 2002 ... **Personal:** Son of Todd and Leslie Crystal ... Born September 21, 1986 ... Majoring in physical education.



MIKE GITZEN

PLAYER PROFILES



JOE DADDURA

SO • C • 5-10 • 175 • R/R
FALLSTON, MD • CALVERT HALL

2005: Appeared in 14 games making four starts ... Recorded one homerun with three RBIs ... Also scored four runs ... Prior to FSU: Earned four varsity letters — two in baseball and two in volleyball — at Calvert Hall ... All-MIAA selection as a senior ... Personal: Son of Joseph and Rosalie Daddura ... Born January 18, 1986 ... Majoring in health and

physical education.



FREDDY FOSHAY

FR • P • 5-10 • 180 • R/R
CHESAPEAKE, VA • HICKORY

Newcomer to the staff ... Should see time in middle relief ... Prior to FSU: Earned two varsity letters in baseball at Hickory ... Personal: Jack and Ronda Foshay ... Born September 9, 1986 ... Majoring in physical education.




MIKE GITZEN

JR • INF • 6-3 • 190 • R/R
STERLING, VA • POTOMAC FALLS

Starter at shortstop ... Will anchor the infield ... Looking to build on last season ... 2005: All-AMCC second team selection ... Started all 41 games in which he appeared ... Led FSU in doubles (16) and runs (46) ... Third on the team with 48 hits, fourth in both RBIs (28) and total bases (69) ... Finished seventh on the squad with a .336 batting average ...

Had four hits, four runs, two RBIs and one double in 25-13 win over Penn State Altoona (Apr. 19) ... 2004: Played in 28 games, starting 25 ... Hit .293 with 22 hits and 10 RBIs ... Recorded three RBIs in a 6-0 win over Penn State Behrend (Mar. 27) ... Prior to FSU: Earned five varsity letters — three in baseball and two in basketball — at Potomac Falls ... Second-team all-district selection in baseball and basketball team Co-MVP as a senior ... Personal: Son of William and Dennise Gitzen ... Born October 10, 1985 ... Majoring in chemistry.



BILLYE HOLLISTER



JIMMY HARDY

SR • P • 6-6 • 210 • R/R
MYERSVILLE, MD • MIDDLETOWN

Provide leadership and depth to pitching staff ... 2005: Made seven appearances ... Struckout nine batters in 7.1 innings ... 2004: Went 1-1 with a 2.25 ERA in nine appearances ... Recorded nine strikeouts in eight innings ... 2003: Went 1-0 with a 4.05 ERA in three relief appearances ... Allowed six hits, one earned run and struck out five in 3 2/3 innings to earn the victory in a 26-8 win over Pitt-Greensburg (Apr. 12) ...

Prior to FSU: Earned three varsity letters — two in baseball and one in basketball — at Middletown ... All-MVAL honorable mention selection as a senior ... Personal: Son of Jim and Judy Hardy ... Born May 27, 1983 ... Majoring in earth science.



KENNY HEMLING

FR • P • 5-5 • 150 • L/L
RISING SUN, MD • HARFORD TECHNICAL

Newcomer to the staff ... Should see time in middle relief ... Prior to FSU: Earned three varsity letters at Harford Technical ... Won Sportsmanship Award in 2002 ... Honor Roll student all four years of high school ... Personal: Son of William and Diane Hemling ... Born September 1, 1987 ... Majoring in business.



PAT HENDRICKS

FR • OF • 5-11 • 192 • R/R
NEW MILFORD, CONN • NEW MILFORD

Will see time in the outfield ... Prior to FSU: Earned six varsity letters — three in baseball and three in football — at New Milford ... Personal: Son of Steve and Cindy Hendricks ... Born September 11, 1986 ... Majoring in elementary education.



BILLYE HOLLISTER

SR • P • 5-11 • 180 • L/L
WALDORF, MD • THOMAS STONE

Listed as a "Player to Watch" this season by the Collegiate Baseball Newspaper ... Solid lefty will be head of pitching staff ... 2005: AMCC Co-Player of the Year ... First-Team All-Conference honoree ... Ranked 27th in the country with a 1.75 ERA ... Conference low ERA while finishing first in shutouts (2) and pickoffs (13), second in strikeouts (80), complete games (5) and wins (7) ... Struckout a season-high 11 batters in an 8-0 win over St. Joseph's (3/13) ... 2004: Attended the University of Maryland ... 2003: Earned All-AMCC honorable mention honors ... Started all 10 games in which he appeared for FSU ... Went 5-2 with a 3.05 ERA and one shutout ... Struck out 54 batters in 56 innings ... 2002: Made 14 appearances, all in relief ... Went 4-1 with a 7.54 ERA and a team-high three saves... Prior to FSU: Earned three varsity letters in baseball at Thomas Stone ... Named the Most Valuable Pitcher in high school ... Personal: Son of Billy and Pennie Hollister ... Born December 1, 1983 ... Majoring in exercise science.

PLAYER PROFILES



TODD HOLMES

JR • INF • 5-11 • 200 • R/R
NEW BLOOMFIELD, PA • WEST PERRY


Will see significant playing time at third base ... Should also see time as designated hitter ... **2005:** Second-Team All-AMCC ... Appeared in 40 games with 28 starts ... Finished the season ranked third in the conference in slugging percentage (.595), fourth in both triples (3) and total bases (75) ... Led FSU in homeruns (5), third in doubles (9) and RBIs (32) and fourth in hits (45) ... Had three RBIs, two hits, one run and one homerun in 13-5 win over Dickinson (4/17) ... **2004:** Appeared in 36 games, starting 34 ... Hit .265 with 31 hits, 24 runs, 17 RBIs, six doubles and one home run ... Had his best game in a 9-6 victory over Dickinson when he had three hits, two RBIs and two runs scored ... **Prior to FSU:** Earned five varsity letters — four in baseball and one in soccer — at West Perry ... Earned all-league and all-region baseball honors as a senior ... Defensive Player of the East Coast Super Regional Tournament ... Two-time Keystone Team selection ... **Personal:** Son of Mark and Rebecca Holmes ... Born October 24, 1984 ... Majoring in wildlife and fisheries.



MIKE JESTER

FR • INF • 5-9 • 170 • L/L
PRESTON, MD • COLONEL RICHARDSON

Adds depth to third base ... **Prior to FSU:** Earned seven varsity letters at Colonel Richardson ... **Personal:** Son of Robert and Dawn Jester ... Born February 12, 1987 ... Majoring in wildlife and fisheries.



CHRIS JONES



CHRIS JONES

JR • OF • 6-0 • 190 • R/R
BALTIMORE, MD • TOWSON

Listed as a "Player to Watch" this season by the Collegiate Baseball Newspaper ... **2005:** First-Team All-AMCC selection ... Led the conference in stolen bases (23), fifth in runs (36) and 12th in batting average (.370) ... Was sixth on the team in hits (40) and total bases (55) ... Led all outfielders with 55 putouts and a .980 fielding percentage ... Had three hits, three runs and one homerun in 8-1 win over Emory & Henry (Feb. 26) ... **2004:** Appeared in 30 games, starting 23 ... Hit .291 with 23 hits and 23 runs scored ... Also in 13 and added two home runs ... Went 2-for-4 with four RBIs, two runs scored and a three-run homer in the AMCC Championship game ... Was 12-for-25 (.480) with nine runs scored and seven RBIs in FSU's last seven games of the year ... **Prior to FSU:** Earned six varsity letters — three each in basketball and baseball — at Towson ... First-team all-division, all-county and all-city selection in baseball ... **Personal:** Son of Eugenia Brown ... Born November 1, 1985 ... Major undecided.



RONNIE KRANKOWSKI

FR • P • 6-0 • 273 • R/R
TABERNAK, NJ • HOLY CROSS

Will add depth to pitching staff ... **Prior to FSU:** Earned six varsity letters — three in both baseball and basketball — at Holy Cross ... All-Parochial league and All-County selection ... **Personal:** Son of Ron and Judy Krankowski ... Born January 14, 1987 ... Majoring in physical education with a minor in writing.



CHAD LANG

FR • C • 5-8 • 187 • R/R
FRONT ROYAL, VA • WARREN COUNTY

Prior to FSU: Earned four varsity letters — two in baseball and two in football — at Warren County ... Won the Gold Glove Award in 2004 ... Captain of both baseball and football teams as a senior ... **Personal:** Son of Karen Lang ... Born November 22, 1986 ... Majoring in elementary education.



KYLE MAHAN

SR • OF • 5-9 • 180 • L/L
WOODBRIDGE, VA • POTOMAC

2005: Made 30 starts with 39 total appearances ... Tied for the team lead with three triples ... Was third on the squad with nine stolen bases ... Hit .303 with 33 hits and 19 RBIs ... Scored 23 runs ... In an 11-2 win over Pitt-Greensburg (4/5), he recorded three hits, three RBIs, two doubles and one run ... **2004:** Second-team All-AMCC selection ... Played in 43 games, starting 42 ... Hit .325 ... Finished first on the team in triples (3) and stolen bases (17), second in runs (28), third in hits (41) and fourth in doubles (10) ... Went 4-for-6 with seven RBIs (one shy of the school record) and a run scored in a 13-12 loss to Allegheny (Mar. 20) ... **2003:** Appeared in 15 games, starting three times ... Hit .250 (5-for-20) ... Scored two runs and drove in two more ... **Prior to FSU:** Earned three varsity letters at Potomac High School ... 2001-02 Academic Achievement Award recipient ... **Personal:** Son of Bill and Julie Mahan ... Born October 22, 1983 ... Majoring in parks and recreation/adventure sports and minoring in coaching.

PLAYERS PROFILES



JOHN MICKLUS

SO • P • 5-9 • 165 • L/L
LA PLATA, MD • MCDONOUGH

Moved to closer ... Hard-throwing lefty with an above average change-up ... **2005:** Made seven appearances recording seven strikeouts in five innings of work ... **Prior to FSU:** Earned five varsity letters — three in baseball and two in soccer — at McDonough ... First-team all-county as a junior and senior in baseball ... Second team All-SMAC baseball

selection as a senior ... Honor Roll all four years ... Awarded Certificate of Merit his senior year ... **Personal:** Son of John and Dorothy Micklus ... Born February 19, 1986 ... Major undecided.



SCOTT MILLER

SR • IB • 5-10 • 180 • R/R
TRUMANSBURG, NY • TRUMANSBURG

Will battle for time at first base .. Should see time as designated hitter ... **2005:** Made 13 appearances with one start ... Recorded three hits, three RBIs including one double ... **Prior to FSU:** Attended Ithaca and SUNY Cobleskill ... Earned five varsity letters at Trumansburg ... First-team all-conference baseball selection ... **Personal:** Son of Patrick and Laurie Miller ... Born December 29, 1983 ... Majoring in health and physical education.

...



KYLE MAHAN



BRETT MITCHELL

SO • INF • 5-9 • 170 • R/R
FREDERICKSBURG, VA • STAFFORD

Starter at second base ... Considered the best glove on the team ... Will be the lead-off hitter ... **2005:** Played in 29 games, starting nine ... Scored 11 runs, with six hits and four RBIs ... **Prior to FSU:** Earned four varsity letters in baseball at Stafford ... Named a pair of all-district selections as well as second-team all-region honors ... **Personal:** Son of Frank and Sue Mitchell ... Born November 7, 1985 ... Major undecided.



ALLEN PEAKE

FR • INF • 6-4 • 195 • R/R
FREDERICKSBURG, VA • STAFFORD

Starter at first base ... Known for outstanding defensive play and power at the plate ... **2005:** Second-Team All-Conference selection ... Started in all 42 FSU games ... Tied for second on the team with three homeruns ... Fifth on the team with 42 RBIs ... Hit .309 with 42 hits while scoring 28 runs ... Had two hits, two runs, three RBIs including a home-

run in a Frostburg State 23-3 win over Lake Erie (4/16) ... **Prior to FSU:** Two-time All-Commonwealth selection ... All-district first baseman as a junior ... 2003-04 Academic Excellence Award and Presidential Academic Certificate ... **Personal:** Son of Allen and Cherie Peake ... Born July 28, 1986 ... Majoring in law and society.



BRAD REESE

FR • OF • 5-9 • 165 • R/R
OAKLAND, MD • SOUTHERN

Prior to FSU: Earned two varsity letters at Southern ... First-Team All-WMIL in 2004 and 2005 ... All-Area selection as a junior and senior ... Team Most Valuable Player in 2002 and 2003 ... Honor Roll and Minds in Motion as a senior ... **Personal:** Son of Steve and Denise Reese ... Born December 1, 1986 ... Majoring in business management.



MATT SILLERS

SR • P • 6-0 • 190 • R/R
COLUMBIA, MD • PALLOTTI

Provide leadership and depth to pitching staff ... **2005:** Appeared in six games with a stingy 0.84 ERA ... Struckout seven batters in 10.2 innings ... Held opponents to a team-low .132 batting average ... Recorded his only win against Pitt-Greensburg (4/5) ... **2004:** Made seven appearances ... Recorded three strikeouts in five innings ... **2003:** Made 10 appearances, starting twice ... Went 3-0 with a team-best 2.53

ERA ... Allowed just four hits in a 17-0 shutout of Mt. Aloysius (Apr. 4) ... **Prior to FSU:** Earned six varsity letters — three in football, two in baseball and one in track — at Pallotti ... Earned numerous baseball honors, including *Washington Post* All-Met honorable mention accolades ... Also named *Laurel Leader* Spring Athlete of the Year as a senior ... **Personal:** Son of Jim and Lynda Sillers ... Born September 20, 1984 ... Majoring in secondary education.

PLAYER PROFILES



ANDREW SACKS

FR • C • 6-0 • 185 • R/R
FOREST HILL, MD • JOHN CARROLL

Prior to FSU: Attended University of Maryland Baltimore County (UMBC) in 2005 ... All-County and All-MIAA selection while at John Carroll ... Personal: Son of Paul and Dawn Sacks ... Born December 12, 1985 ... Majoring in exercise science.



BRYAN SHORT

FR • INF • 5-8 • 160 • R/R
ASHBURN, VA • PAUL VI

Should see significant time around the infield ... Prior to FSU: Earned three varsity letters at Paul VI ... First-Team All-WCAC selection ... Personal: Son of Kenneth and Theresa Short ... Born May 18, 1987 ... Majoring in business and accounting.



ANDREW SPEIGHTS

SO • OF • 6-3 • 190 • L/R
STAFFORD, VA • BROOKE POINT

Listed as a "Player to Watch" this season by the Collegiate Baseball Newspaper ... 2005: AMCC Newcomer of the Year ... All-AMCC first team honoree ... Second in the conference in RBIs (40), fifth in batting average (.390) hits (53) and total bases (74) ... Appeared in 38 games with 36 starts ... Second on the team in both doubles (11) and at bats (136), third in walks (16) ... Had five RBIs, two hits, two runs including one homerun in a 16-8 loss to Washington & Jefferson (4/14) ... Prior to FSU: Earned four varsity letters in baseball at Brooke Point ... All-Commonwealth District selection and team co-MVP as a senior ... Free Lance Star All-Area as a junior and senior ... Richmond Baseball Academy All-Showcase Team ... Personal: Son of Jeff and Tamra Speights ... Born September 24, 1985 ... Majoring in law and society.



RYAN STEVENS

SR • INF • 6-0 • 175 • R/R
DRYDEN, NY • DRYDEN

Versatile player who should see time in the infield and outfield and possibly on the pitching mound ... 2005: Played in 29 games making nine starts ... Recorded a .273 batting average with nine hits and nine RBIs ... Prior to FSU: Attended Cobleskill Community College for two years ... Two-year Section 4 All-Star ... Team co-MVP ... Personal:

Son of King and Penny Stevens ... Born June 19, 1983 ... Majoring in recreation and parks management.



FRANK SUTTON

SO • P • 6-4 • 200 • R/R
CLARKSBURG, WV • ROBERT BYRD

Will add depth to pitching staff ... 2005: Did not play ... Prior to FSU: Earned three varsity letters in baseball at Robert Byrd ... All-County and All-Big Ten selection in high school ... Who's Who Award winner as a junior and senior ... Personal: Son of Butch and Karen Sutton ... Born February 24, 1985 ... Majoring in computer science.



MIKE TILLER

JR • P • 5-10 • 230 • R/R
DUMFRIES, VA • POTOMAC

Will add depth to pitching staff ... 2005: Did not play ... 2004: Was 2-2 in 11 appearances ... 3.77 ERA with one shutout ... In 43.0 innings he recorded 29 strikeouts holding batters to a .275 batting average ... 2003: Appeared in nine games, starting seven times ... Posted a 3-3 record with 3.24 ERA ... Rebounded from an 0-3 start ... Was plagued by poor run support at times, dropping 2-0 and 1-0 decisions and allowing just one earned run over 4.1 innings of a 2-2 tie at Eastern Mennonite (the game was called early due to darkness) ... Prior to FSU: Earned three varsity letters in baseball at Potomac ... Three-time Team MVP ... Also took home numerous all-district and all-area honors ... Hold high school records for strikeouts (208), innings pitched (203) and batting average (.325) ... Also posted 22 wins and walked just 55 batters ... Personal: Son of Mike and Linda Tiller ... Born September 6, 1984 ... Majoring in adventure sports management.



KYLE TIMME

FR • P • 6-1 • 200 • L/L
PASADENA, MD • MT. ST. JOSEPH'S

Newcomer to the staff ... Should see time in middle relief ... Prior to FSU: Earned three varsity letters in baseball at Mt. St. Joseph's ... Preseason All-State Team as a senior ... Personal: Son of Bill and Terry Timme ... Born November 7, 1987 ... Majoring in business.



RYAN WEBB

JR • C • 5-10 • 195 • R/R
WESTMINSTER, MD • SOUTH CARROLL

Listed as a "Player to Watch" this season by the Collegiate Baseball Newspaper ... 2005: Played in 27 games making 21 starts while splitting time at catcher ... Led FSU with a .615 slugging percentage ... Had a .369 batting average with 24 hits ... Also had 23 RBIs scoring 12 runs ... Recorded a 1.000 fielding percentage with 97 putouts and 14 assists ... Prior to FSU: Earned five varsity letters — three in baseball and two in soccer — at South Carroll ... Named first-team all-county in baseball as a sophomore and senior ... Collected first team all-county honors in soccer his junior and senior seasons ... Personal: Son of William and Carol Webb ... Born February 27, 1985 ... Major undecided.



www.ncaa.org

COOPERSTOWN/BAHAMAS TRIP



Top: Bobcat players pose for a photo outside of Doubleday Field in Cooperstown during the 2004 season.

Right: The team enjoys time in the sun on Cable Beach in Nassau, Bahamas in January 2005.



Left: Bobcat players get together with members of the Nassau Sharks after FSU's 17-1 victory January 25, 2005.

2005 STATISTICS

BATTING

Player	BA	GP-GS	AB	R	H	2B	3B	HR	RBI	TB	SLG%	BB	HBP	SO	GDP	OB%	SF	SH	SB-ATT
Kyle Hines	1.000	2-0	1	0	1	0	0	0	1	1	1.000	0	0	0	0	1.000	0	0	0-0
Andrew Byer	1.000	1-0	1	1	1	0	0	0	0	1	1.000	0	0	0	0	1.000	0	0	0-0
Rob DeSanto	1.000	1-0	1	0	1	0	0	0	0	1	1.000	0	0	0	0	1.000	0	0	0-0
Arthur Barone	.416	35-30	89	24	37	9	0	2	17	52	.584	20	5	14	3	.544	0	0	3-3
Andrew Speights	.390	38-36	136	35	53	11	2	2	40	74	.544	16	2	19	4	.461	0	0	8-10
Lance Williams	.374	41-37	131	36	49	9	0	5	36	73	.557	16	0	29	1	.436	2	1	21-22
Chris Jones	.370	36-29	108	36	40	7	1	2	13	55	.509	13	2	16	1	.447	0	2	23-25
Ryan Webb	.369	27-21	65	12	24	7	0	3	23	40	.615	12	3	9	0	.476	2	0	1-1
Todd Holmes	.357	40-38	126	26	45	9	3	5	32	75	.595	19	0	38	3	.441	0	0	4-6
Mike Gitzen	.336	41-41	143	46	48	16	1	1	28	69	.483	12	9	29	1	.413	3	0	2-3
Chris Baugher	.324	26-21	68	21	22	2	0	3	16	33	.485	7	1	17	0	.395	0	0	0-0
Allen Peake	.309	42-42	136	28	42	6	0	3	27	57	.419	9	8	22	2	.381	2	0	3-4
Kyle Mahan	.303	39-30	109	23	33	6	3	1	19	48	.440	10	4	23	1	.382	0	3	9-14
Justin Wilt	.286	33-26	91	20	26	7	1	1	19	38	.418	4	4	18	1	.337	2	0	0-0
Ryan Stevens	.273	26-10	44	9	12	2	0	2	9	20	.455	6	1	9	2	.373	0	0	1-2
Scott Miller	.200	13-1	15	1	3	1	0	0	3	4	.267	1	0	3	0	.250	0	0	0-0
Brett Mitchell	.188	29-9	32	11	6	1	0	0	4	7	.219	6	5	4	1	.395	0	1	6-8
Jose Aulia	.167	17-2	12	8	2	1	0	0	2	3	.250	2	1	1	0	.313	1	0	3-4
Joe Daddura	.136	14-4	22	4	3	0	0	1	3	6	.273	1	1	6	0	.208	0	1	0-0
Brad Cannon	.000	1-0	1	1	0	0	0	0	0	0	.000	0	0	0	0	.000	0	0	0-0
Eric Fitzgerald	.000	2-0	1	0	0	0	0	0	0	0	.000	0	0	0	0	.000	0	0	0-0
<u>Billie Hollister</u>	<u>.000</u>	<u>1-1</u>	<u>0</u>	<u>0</u>	<u>0</u>	<u>0</u>	<u>0</u>	<u>0</u>	<u>0</u>	<u>0</u>	<u>.000</u>	<u>0</u>	<u>0</u>	<u>0</u>	<u>0</u>	<u>.000</u>	<u>0</u>	<u>0</u>	<u>0-0</u>
Totals	.336	42-42	1332	342	448	94	11	31	292	657	.493	154	46	257	20	.420	12	8	84-102
Opponents	.265	42-42	1242	191	329	55	11	10	160	436	.351	121	38	307	20	.346	11	13	45-57

LOB - Team (302), Opp (295). DPs turned - Team (24), Opp (28). IBB - Team (2), Williams 2, Opp (2). Picked off - Mahan 2, Jones 2, Stevens 1, Peake 1

FIELDING

Player	C	PO	A	E	FLD%	DPs	SBA	CSB	SBA%	PB	CI
Ryan Webb	111	97	14	0	1.000	0	20	6	.769	4	0
Brett Mitchell	49	22	27	0	1.000	6	0	0	---	0	0
Billie Hollister	31	2	29	0	1.000	2	5	3	.625	0	0
Dan Lindner	16	6	10	0	1.000	0	9	0	1.000	0	0
Andrew Speights	13	13	0	0	1.000	0	0	0	---	0	0
Daryl Keys	8	2	6	0	1.000	0	8	3	.727	0	0
Brad Cannon	3	0	3	0	1.000	0	2	0	1.000	0	0
John Micklus	2	0	2	0	1.000	0	2	0	1.000	0	0
Eric Fitzgerald	2	2	0	0	1.000	0	0	0	---	0	0
Matt Sillers	2	0	2	0	1.000	0	1	0	1.000	0	0
Rob DeSanto	1	0	1	0	1.000	0	1	0	1.000	0	0
Allen Peake	351	331	15	5	.986	21	0	0	---	0	0
Chris Jones	51	50	0	1	.980	0	0	0	---	0	0
Chris Baugher	183	154	22	7	.962	0	21	6	.778	9	0
Scott Miller	24	23	0	1	.958	1	0	0	---	0	0
Joe Daddura	47	44	1	2	.957	0	4	0	1.000	3	0
Lance Williams	35	33	0	2	.943	0	0	0	---	0	0
Todd Holmes	129	41	80	8	.938	13	0	0	---	0	0
Mike Gitzen	156	43	101	12	.923	15	0	0	---	0	0
Ryan Stevens	45	16	25	4	.911	3	0	0	---	0	0
Kyle Mahan	39	33	2	4	.897	0	0	0	---	0	0
Colin Bednar	7	0	6	1	.857	0	4	1	.800	0	0
Arthur Barone	59	14	36	9	.847	2	0	0	---	0	0
Jose Aulia	5	4	0	1	.800	0	0	0	---	0	0
Justin Wilt	8	6	0	2	.750	0	0	0	---	0	0
Sean Rae	8	3	3	2	.750	0	4	3	.571	0	0
Andrew Byer	3	0	2	1	.667	0	2	1	.667	0	0
Chris Phillips	3	0	1	2	.333	0	2	0	1.000	0	0
Jimmy Hardy	1	0	0	1	.000	0	2	0	1.000	0	0
Marcus Nalls	0	0	0	0	.000	0	1	1	.500	0	0
Larry Hoar	0	0	0	0	.000	0	1	0	1.000	0	0
Frank Sutton	0	0	0	0	.000	0	1	0	1.000	0	0
<u>Kyle Hines</u>	<u>0</u>	<u>0</u>	<u>0</u>	<u>0</u>	<u>.000</u>	<u>0</u>	<u>0</u>	<u>0</u>	<u>---</u>	<u>0</u>	<u>0</u>
Totals	1392	939	388	65	.953	24	45	12	.789	16	0
Opponents	1414	908	406	100	.929	28	84	18	.824	28	0

HITTING WITH RUNNERS ON BASE

Name	AB	H	AVG.
Ryan Webb	36	17	.472
Andrew Speights	83	36	.434
Lance Williams	85	34	.400
Mike Gitzen	74	28	.378
Arthur Barone	54	20	.370
Chris Jones	41	15	.366
Todd Holmes	74	27	.365
Allen Peake	82	26	.317
Justin Wilt	60	20	.333
Chris Baugher	42	14	.333
Kyle Mahan	58	18	.310
<u>Ryan Stevens</u>	<u>26</u>	<u>7</u>	<u>.269</u>
Totals	760	271	.357

HITTING WITH RISP

Name	AB	H	AVG.
Ryan Webb	30	14	.467
Mike Gitzen	56	22	.393
Andrew Speights	58	22	.379
Lance Williams	66	25	.379
Todd Holmes	59	22	.373
Chris Jones	28	10	.357
Arthur Barone	40	14	.350
Allen Peake	63	19	.302
Kyle Mahan	40	12	.300
Justin Wilt	41	12	.293
<u>Ryan Stevens</u>	<u>18</u>	<u>5</u>	<u>.278</u>
Totals	583	214	.367

2005 STATISTICS

PITCHING

Player	ERA	W-L	G/GS	CG	SHO/CBO	SV	IP	H	R	ER	BB	SO	2B	3B	HR	AB	BA	WP	HBP	BK	SFA/SHA
Matt Sillers	0.84	1-0	6/0	0	0/0	0	10.2	5	1	1	4	7	1	0	0	38	.132	2	0	0	0/0
Andrew Byer	1.72	4-0	11/0	0	0/0	1	15.2	15	7	3	5	8	3	0	2	60	.250	1	1	0	1/0
Billye Hollister	1.75	7-3	14/12	5	2/0	1	82.1	74	23	16	28	80	12	1	1	308	.240	2	5	1	1/5
Dan Lindner	2.85	8-1	12/10	4	0/0	0	66.1	60	28	21	14	70	4	1	2	259	.232	2	10	1	1/3
Collin Bednar	2.88	2-1	10/2	0	0/0	2	25.0	16	13	8	15	35	3	1	0	92	.174	5	6	0	1/2
Sean Rae	4.26	1-1	6/3	0	0/0	0	19.0	20	15	9	8	17	2	0	1	77	.260	4	5	0	0/0
Chris Phillips	5.06	1-0	8/1	0	0/0	0	10.2	15	10	6	2	12	2	1	1	47	.319	0	2	0	1/0
Daryl Keys	5.17	2-4	9/8	1	0/0	0	38.1	48	29	22	8	31	8	1	2	157	.306	2	3	0	3/2
Frank Sutton	6.75	0-0	1/0	0	0/0	0	1.1	1	1	1	1	2	1	0	0	5	.200	0	0	0	0/0
John Micklus	9.00	0-0	7/0	0	0/0	0	5.0	5	6	5	7	7	1	0	0	18	.278	0	0	1	1/0
Larry Hoar	9.00	0-0	1/1	0	0/0	0	1.0	4	1	1	0	1	2	0	0	6	.667	0	0	0	0/0
Rob DeSanto	9.64	1-0	7/1	0	0/0	0	9.1	8	10	10	14	7	2	1	0	33	.242	5	1	0	0/1
Jimmy Hardy	9.82	0-0	7/0	0	0/0	0	7.1	11	11	8	6	9	0	0	0	35	.314	6	2	0	1/0
Brad Cannon	11.21	2-2	7/4	0	0/0	0	17.2	40	28	22	6	15	13	5	1	91	.440	1	2	0	1/0
Marcus Nalls	13.50	0-1	3/0	0	0/0	0	3.1	7	8	5	3	6	1	0	0	16	.438	0	1	0	0/0
Totals	3.97	29-13	42/42	10	2/0	4	313.0	329	191	138	121	307	55	11	10	1242	.265	30	38	3	11/13
Opponents	8.09	13-29	42/42	4	1/1	5	302.2	448	342	272	154	257	94	11	31	1332	.336	45	46	6	12/8

PB - Team (16), Baugher 9, Webb 4, Daddura 3, Opp (28). **Pickoffs** - Team (15), Hollister 13, Cannon 1, Micklus 1, Opp (5). **SBA/ATT** - Baugher (21-27), Webb (20-26), Keys (8-11), Lindner (9-9), Hollister (5-8), Rae (4-7), Bednar (4-5), Daddura (4-4), Byer (2-3), Phillips (2-2), Nalls (1-2), Hardy (2-2), Cannon (2-2), Micklus (2-2), Sutton (1-1), DeSanto (1-1), Sillers (1-1), Hoar (1-1).

2005 GAME-BY-GAME RESULTS

Overall: 29-13

AMCC: 17-1

Home: 14-4

Away: 11-4

Neutral: 4-5

Date	Opponent	W/L	Score	Pitcher (Record)	Date	Opponent	W/L	Score	Pitcher (Record)
Feb. 12	at Christopher Newport	L	1-8	Hollister (0-1)	Apr. 10	Medaille *	W	12-10	Byer (2-0)
Feb. 12	at Christopher Newport	L	0-3	Lindner (0-1)	Apr. 14	Washington & Jefferson	L	8-16	Cannon (2-2)
Feb. 19	at Greensboro	W	7-4	DeSanto (1-0)	Apr. 16	at Lake Erie *	W	12-0	Hollister (6-1)
Feb. 19	at Greensboro	L	1-7	Keys (0-1)	Apr. 16	at Lake Erie *	W	23-3	Byer (3-0)
Feb. 26	at Emory & Henry	W	3-1	Hollister (1-1)	Apr. 17	Dickinson	W	13-5	Phillips (1-0)
Feb. 26	at Emory & Henry	W	8-1	Lindner (1-1)	Apr. 19	at Penn State Altoona *	W	25-13	Byer (4-0)
Mar. 12	vs. St. Joseph's #	L	9-11	Nalls (0-1)	Apr. 19	at Penn State Altoona *	W	10-6	Lindner (5-1)
Mar. 12	vs. St. Joseph's #	L	9-10	Keys (0-2)	Apr. 26	La Roche *	L	2-4	Hollister (6-2)
Mar. 13	vs. St. Joseph's #	W	8-0	Hollister (2-1)	Apr. 26	La Roche *	W	3-2	Lindner (6-1)
Mar. 13	vs. St. Joseph's #	W	4-2	Cannon (1-0)	Apr. 28	at Washington & Jefferson	L	3-4	Rae (0-1)
Mar. 19	vs. Mass. Col of Lib. Arts !	W	10-1	Lindner (2-1)	May 1	Catholic	W	10-8	Hollister (7-2)
Mar. 20	vs. Carthage !	L	3-4	Bednar (0-1)	May 2	Pitt-Bradford *	W	8-2	Bednar (1-1)
Mar. 20	vs. Carthage !	L	3-5	Cannon (1-1)	May 2	Pitt-Bradford *	W	5-4	Rae (1-1)
Mar. 21	vs. Elmhurst !	L	9-13	Keys (0-3)	May 7	Waynesburg	W	6-3	Bednar (2-1)
Mar. 23	vs. St. Norbert !	W	7-6	Byer (1-0)	May 7	Waynesburg	W	11-2	Lindner (7-1)
Mar. 26	Medaille *	W	5-1	Hollister (3-1)	May 13	Pitt-Bradford +	L	1-2	Hollister (7-3)
Mar. 30	at Mt. Aloysius *	W	10-2	Hollister (4-2)	May 13	La Roche +	W	15-7	Lindner (8-1)
Mar. 30	at Mt. Aloysius *	W	4-3	Lindner (3-1)	May 14	Penn State Behrend +	L	1-8	Keys (2-4)
Apr. 1	at Hilbert *	W	13-3	Keys (1-3)					
Apr. 1	at Hilbert *	W	21-2	Cannon (2-1)					
Apr. 5	Pitt-Greensburg *	W	7-1	Keys (2-3)					
Apr. 5	Pitt-Greensburg *	W	11-2	Sillers (1-0)					
Apr. 6	Penn State Behrend *	W	5-1	Hollister (5-1)					
Apr. 6	Penn State Behrend *	W	16-1	Lindner (4-1)					

* Allegheny Mountain Collegiate Conference games

Homes Games in Bold

at Greensboro (N.C.)

! at Port Charlotte, Fla.

+ AMCC Tournament at Frostburg State (Frostburg, Md.)

2005 AMCC STANDINGS/AWARDS

2005 FINAL AMCC BASEBALL STANDINGS

<u>Team</u>	<u>AMCC</u>	<u>Overall</u>
Frostburg State	17-1	29-13
Penn State Behrend	12-6	27-17
La Roche	12-6	22-16
Pitt-Bradford	12-6	26-16
Pitt-Greensburg	12-6	21-21
Penn State Altoona	9-9	17-19
Medaille	7-11	11-23-1
Mt. Aloysius	6-12	8-20-1
Lake Erie	2-16	7-33
Hilbert	1-17	1-25

2005 AMCC BASEBALL TOURNAMENT

Hosted by Frostburg State

Friday, May 13

- G1: #4 Pitt-Bradford 2, #1 Frostburg State 1
 G2: #2 Penn State Behrend 16, #3 La Roche 5
 G3: #1 Frostburg State 15, #3 La Roche 7

Saturday, May 14

- G4: #4 Pitt-Bradford 10, #2 Penn State Behrend 9
 G5: #2 Penn State Behrend 8, #1 Frostburg State 1

Sunday, May 15

- G6: #2 Penn State Behrend 3, Pitt-Bradford 0
 G7: #4 Pitt-Bradford 9, #2 Penn State Behrend 4



Frostburg State poses for a team picture after defeating Pitt-Bradford 13-10 in extra innings to win the 2004 AMCC Championship.



2005 ALL-AMCC BASEBALL TEAM

FIRST TEAM

<i>Billye Hollister</i>PFrostburg State
Bobby WyantPPitt-Bradford
Nick WendellCLa Roche
Brian Horner1BPitt-Greensburg
Mike Stetz2BPenn State Behrend
<i>Arthur Barone</i>3BFrostburg State
Tony PetullaSSPenn State Altoona
Dustin MillsOFPitt-Greensburg
<i>Chirs Jones</i>OFFrostburg State
<i>Lance Williams</i>OFFrostburg State
<i>Andrew Speights</i>DHFrostburg State

SECOND TEAM

Steve D'UvaPPitt-Greensburg
<i>Dan Lindner</i>PFrostburg State
Dom MorelliCPitt-Bradford
<i>Allen Peake</i>1BFrostburg State
<i>Todd Holmes</i>2BFrostburg State
Tim Lentz3BPitt-Bradford
<i>Mike Gitzen</i>SSFrostburg State
Shane ElzerOFPenn State Behrend
Kyle WrightOFPenn State Altoona
Justin SchoeningOFPitt-Bradford
Nate HissemDHPitt-Greensburg

HONORABLE MENTION

Mark SwetzPPitt-Greensburg
Kurt KrejocicPLa Roche
<i>Chris Baugher</i>CFrostburg State
Jake Hargreaves1BPenn State Altoona
Steve D'Uva2BPitt-Greensburg
Tony Kordecki3BPenn State Behrend
Lucas McCoySSLa Roche
Andy BagleyOFPenn State Altoona
Tanner BechtelOFPitt-Bradford
Ryan UngerOFLa Roche
Chris ScelsiDHPenn State Altoona

NEWCOMER OF THE YEAR

<i>Andrew Speights</i>Frostburg State
----------------------------------	--------------------------

Co-PLAYER OF THE YEAR

<i>Billye Hollister</i>Frostburg State
Tony PetullaPenn State Altoona

COACH OF THE YEAR

Joe HillPitt-Greensburg
--------------------	--------------------------

THROUGH THE YEARS

Year	Record	Coach	Achievements
1937	0-9-0	Willard Trezise	
1938	4-6-0	Willard Trezise	
1939-41	Not Available	George Carrington	
1942-46	No teams - WWII		
1947-49	Not Available		
1950	4-8-0	Ken Babcock	
1951	3-6-0	Ken Babcock	
1952	0-8-0	Ken Babcock	
1953	3-6-0	Ken Babcock	
1954	2-7-0	Ken Babcock	
1955	Not Available	Waldon Skinner	
1956	4-5-0	Waldon Skinner	
1957	2-9-0	Waldon Skinner	
1958	3-8-0	Waldon Skinner	
1959	2-6-0	Harold J. Cordts	
1960	6-7-0	Harold J. Cordts	
1961	2-6-0	Harold J. Cordts	
1962	8-4-0	Harold J. Cordts	
1963	8-9-0	William Marley	
1964	7-6-0	Albert Long	
1965	7-6-0	Bob Wells	
1966	11-7-0	Bob Wells	Maryland Intercollegiate Conference (MIC) Champions
1967	19-9-0	Bob Wells	MIC Champions, NAIA South District Champions, NAIA Area Qualifier
1968	15-17-0	Bob Wells	MIC Champions
1969	22-11-1	Bob Wells	MIC Champions
1970	25-13-0	Bob Wells	MIC Champions, NAIA District Champions, NAIA Area Qualifier
1971	31-8-0	Bob Wells	MIC Champions, NAIA District Tournament Qualifier, Final NAIA ranking - ninth
1972	31-11-0	Bob Wells	NAIA District and Area Champions, Fifth place NAIA World Series, Final NAIA ranking - sixth
1973	30-6-0	Bob Wells	NAIA District Tournament Qualifier, Final NAIA ranking - 23rd
1974	25-12-0	Bob Wells	NAIA District Tournament Qualifier, Final NAIA ranking - 13th
1975	22-13-0	Bob Wells	NAIA District Tournament Qualifier
1976	35-8-1	Bob Wells	NAIA District Tournament Qualifier, Final NAIA ranking - 18th
1977	18-13-0	Bob Wells	NAIA District Tournament Qualifier
1978	20-17-0	Bob Wells	Mason-Dixon Conference Champions
1979	18-12-1	Bob Wells	Eastern College Athletic Conference (ECAC) South Tournament Finalist
1980	13-13-0	Bob Wells	
1981	17-10-0	Bob Wells	
1982	12-18-0	Bob Wells	
1983	9-16-0 ^	Bob Wells	
1984	29-5-0	Bob Wells	NCAA South Regional Tournament Qualifier, Final NCAA III ranking - 16th
1985	23-16-0	Bob Wells	
1986	19-14-0	Bob Wells	
1987	24-10-0	Bob Wells	NCAA South Regional Tournament Qualifier, Final NCAA III ranking - 24th
1988	23-12-0	Bob Wells	
1989	24-10-0	Bob Wells	
1990	18-11-0	Bob Wells	ECAC South Tournament Champions
1991	17-11-0 ^	Bob Wells	ECAC South Tournament Champions
1992	23-10-0 ^	Greg Wallace	Eastern States Athletic Conference (ESAC) Champions, ECAC South Tournament Finalist
1993	19-14-0	Greg Wallace	ECAC South Tournament Finalist
1994	17-11-1	Greg Wallace	ECAC South Tournament Finalist
1995	18-16-0	Greg Wallace	
1996	18-10-0	Bob Wells	ECAC South Tournament Qualifier
1997	25-8-0	Bob Wells	ECAC South Tournament Qualifier
1998	28-6-0	Phil Caruso	AMCC Champions, ECAC South Tournament Qualifier
1999	32-12-0	Phil Caruso	AMCC Champions, ECAC South Tournament Qualifier
2000	18-16-0	Chris McKnight	AMCC Runners-Up
2001	25-16-0	Chris McKnight	AMCC Runners-Up; ECAC South Tournament Qualifier
2002	20-14-0	Chris McKnight	AMCC Tournament Qualifier
2003	31-12-1	Chris McKnight	AMCC Runners-Up
2004	26-18-0	Chris McKnight	AMCC Champions
2005	29-13-0	Chris McKnight	AMCC Regular-Season Champions

ALL-TIME COACHING RECORDS

Head Coach	Seasons	W-L-T	Pct.
Bob Wells	29	600-327-3 ^	.647
Chris McKnight	6	149-89-1	.623
Greg Wallace	4	77-51-1 ^	.604
Phil Caruso	2	60-18-0	.769
Harold J. Cordts	4	18-23-0	.425
Ken Babcock	5	12-35-0	.255
Waldon Skinner	4	9-22-0 !	.290
William Marley	1	8-9-0	.471
Albert Long	1	7-6-0	.538
William Trezise	2	4-15-0	.211
George Carrington	2	Not Available	--
Totals	59	915-582-5	.611

FSU IN THE FINAL NATIONAL RANKINGS

Year	Record	Final Ranking
1971	31-8	9th (NAIA)
1972	31-11	6th (NAIA)
1973	30-6	23rd (NAIA)
1974	25-12	13th (NAIA)
1976	35-8	18th (NAIA)
1984	29-5	16th (NCAA III)
1987	24-10	24th (NCAA III)

^ Forfeit wins in 1983, 1991 & 1992 (one each season) do not count in overall record as per NCAA rules ! 1955 Win-Loss Record Not Available

SINGLE-SEASON RECORDS

OFFENSIVE

Games

1T.	S. Baker	.44	1976
	R. Raughley	.44	1976
	G. Romanik	.44	1976
	S. Raba	.44	1999
	S. Davis	.44	2003
	T. Dixon	.44	2003
	B. Farmer	.44	2003
5T.	C. Wengerd	.43	1976
	B. Gamble	.43	1999
	K. Mahan	.43	2004
8T.	J. Wilt	.42	2004
	C. Baugher	.42	2004
	A. Peake	.42	2005

At-Bats

1.	T. Dixon	158	2003
2.	B. Gamble	151	1999
3.	S. Davis	150	2003
4.	C. Wengerd	146	1976
5.	J. Wilt	145	2004
6.	M. Gitzen	143	2005
7.	S. Raba	142	1999
8T.	B. Farmer	136	2003
	A. Speights	136	2005
	A. Peake	136	2005

Runs Scored

1T.	B. Keen	.50	1985
	M. Teson	.50	2003
3T.	M. Gitzen	.46	2005
	O. Lewis	.46	1969
	O. Lewis	.46	1971
	P. Rollins	.46	1971
	S. Baker	.46	1976
8.	B. Gamble	.44	1999
9.	G. Romanik	.43	1976
10T.	S. Warfield	.42	1992
	J. Chroniger	.42	1995
	S. Simpson	.42	2001

Hits

1.	S. Davis	.65	2003
2.	B. Gamble	.62	1999
3.	L. Sporer	.55	1985
4.	A. Speights	.53	2005
5.	S. Feller	.53	2004
6T.	S. Hackal	.52	1985
	B. Keen	.52	1986
	P. Sweeney	.52	1999
	S. Raba	.52	1999
10T.	S. Baker	.51	1976
	G. Moraz	.51	1971
	C. Wengerd	.51	1976

Doubles

1.	B. Gamble	.20	1999
2.	S. Raba	.17	1999
3T.	M. Gitzen	.16	2005

	S. Feller	.16	2003
5.	S. Davis	.15	2003
6.	S. Hackal	.14	1986
7T.	S. Feller	.13	2001
	M. Teson	.13	2003
	J. Wilt	.13	2004
10.	11 players	.12	

Triples

1T.	J. Anderson	.7	1978
	S. Hackal	.7	1985
3T.	M. Bridgett	.6	1970
	J. Steiner	.6	1972
5T.	B. Keen	.5	1984
	S. Warfield	.5	1992
	S. Davis	.5	2003
8T.	18 players	.4	

Home Runs

1T.	B. Keen	.11	1986
	P. Sweeney	.11	1999
3.	C. Rotruck	.10	1990
4T.	S. Hackal	.9	1986
	J. Elder	.9	1978
6T.	J. Riggleman	.8	1972
	P. Sweeney	.8	1998
	S. Raba	.8	1999

Runs Batted In

1.	P. Sweeney	.54	1999
2.	S. Hackal	.51	1985
3T.	C. Wengerd	.48	1976
	B. Gamble	.48	1999
5T.	G. Moraz	.45	1971
	S. Raba	.45	1999
7.	S. Davis	.44	2003
8.	G. Romanik	.43	1976
9T.	J. Elder	.41	1978
	B. Keen	.41	1984
	C. Lockhart	.41	1995
	S. Feller	.41	2003

Extra Base Hits

1.	S. Raba	.28	1999
2.	B. Keen	.26	1986
3T.	B. Gamble	.24	1999
	S. Feller	.24	2003
5T.	J. Elder	.23	1978
	S. Hackal	.23	1986
	B. Keen	.23	1984
	P. Sweeney	.23	1999
	S. Davis	.23	2003
10.	P. Sweeney	.21	2000

Total Bases

1.	B. Keen	.103	1986
2T.	S. Raba	.99	1999
	S. Davis	.99	2003
4.	P. Sweeney	.97	1999
5.	B. Gamble	.95	1999
6.	S. Hackal	.92	1985
7T.	J. Elder	.91	1978

	B. Keen	.91	1984
9T.	P. Sweeney	.87	2000
	S. Feller	.87	2003
11T.	S. Baker	.86	1976
	S. Hackal	.86	1986

Batting Average

1.	S. Raba	.500	1998
2.	P. Sweeney	.481	1999
3.	B. Keen	.469	1986
4.	H. Reynolds	.467	1965
5.	B. Sutton	.456	1966
6.	P. Sweeney	.449	1998
7T.	J. Smith	.446	1988
	P. Sweeney	.446	2000
9.	J. Elder	.442	1977
10.	S. Hackal	.437	1985

Slugging Percentage

1.	B. Keen	.928	1986
2.	P. Sweeney	.898	1999
3.	S. Raba	.894	1998
4.	P. Sweeney	.831	1998
5.	P. Sweeney	.777	2000
6.	S. Hackal	.773	1985
7.	B. Keen	.771	1984
8.	S. Hackal	.768	1986
9.	J. Elder	.758	1979
10.	C. Rotruck	.753	1990

Walks

1.	M. Teson	.42	2003
2.	S. Simpson	.38	2001
3.	B. Keen	.37	1985
4.	G. Romanik	.33	1976
5.	S. Baker	.32	1976
6.	S. Simpson	.31	2002
7T.	R. Raughley	.30	1976
	T. Wilkins	.30	2002
9T.	J. Riggleman	.29	1973
	M. Teson	.29	2001
11T.	Four Players	.28	

Hit By Pitch

1.	J. Simms	.12	1993
2.	M. Gizten	.9	2005
3T.	A. Peake	.8	2005
	B. Nay	.8	1999
	B. Nay	.8	2000
	S. Davis	.8	2003
	D. Sanchez	.8	2003
8T.	M. Bridgett	.7	1970
	A. Monacchio	.7	1976
	T. Shaffer	.7	2001

Sacrifices

1.	A. Shelley	.18	1992
2T.	C. Wengerd	.11	1976
	J. Wagers	.11	1999
4T.	B. LeDane	.10	1993
	V. Ryan	.10	1970

SINGLE-SEASON RECORDS

6T.	B. Sutton	.9	1970
	C. Wengerd	.9	1975
	B. Lawyer	.9	1997
9.	Seven players	.8	

Sacrifice Flies

1T.	S. Zumpano	.6	1988
	D. Sanchez	.6	2000
3T.	B. Keen	.5	1985
	M. Liller	.5	1991
	T. Pavlic	.5	1986
	A. Taylor	.5	1987
	C. Hammond	.5	2002
	S. Davis	.5	2003
7T.	12 players	.4	

Stolen Bases

1T.	O. Lewis	51	1969
	O. Lewis	51	1971
3.	B. Sutton	43	1967
4.	P. Rollins	34	1971
5.	D. Carr	33	1998
6.	B. Sutton	29	1968
7T.	P. Rollins	25	1972
	B. Sutton	25	1966
9T.	C. Jones	23	2005
	A. Poklemba	23	1973
	S. Davis	23	2003

Fewest Strikeouts Per Plate Appearance

1.	L. Sporer	1:75.0	1983
2.	H. Reynolds	1:60.0	1966
3T.	T. Merritt	1:33.7	1977
	C. Hammond	1:33.7	2001
5.	G. Moraz	1:33.5	1970
6.	B. Crawford	1:32.5	1998
7.	A. Shelley	1:32.2	1992
8.	G. Moraz	1:30.4	1971
9T.	T. Pavlic	1:28.3	1986
	H. Reynolds	1:28.3	1967

PITCHING

Games

1T.	J. Helmick	19	1972
	C. Bednar	19	2004
3T.	P. Kane	18	1999
	D. Sidorowicz	18	2001
5T.	C. Hill	17	2001
	M. Malec	17	1976
7T.	S. Bell	16	1994
	C. Dodson	16	1995
	B. Keen	16	1968
	B. McDermott	16	1972
	G. Moraz	16	1970
	F. Olive	16	1967
	S. Eberspacher	16	1998

Starts

1.	C. Dodson	14	1995
2T.	B. Hollister	12	2005

	M. Richmond	12	1976
4T.	J. Barclay	11	1992
	K. Hawkins	11	1992
	J. Helmick	11	1972
	K. Voelker	11	1973
	M. Pickeral	11	2000
	D. Jones	11	2001

Innings

1.	J. Helmick	84.1	1972
2.	C. Dodson	83.2	1995
3.	B. Hollister	82.1	2005
4.	J. Barclay	81.2	1992
5.	K. Voelker	80.0	1973
6.	M. Malec	79.2	1976
7.	M. Richmond	77.1	1976
8.	C. Dodson	76.1	1994
9.	J. Herbert	73.1	1970
10.	D. Hagan	71.1	1987

Complete Games

1T.	M. Richmond	8	1974
	S. Schaefer	8	1979
3T.	S. Bell	7	1993
	R. Czekaj	7	1985
	J. Helmick	7	1971
	D. Schallmo	7	1985
	K. Voelker	7	1973
8T.	Seven players	5	

Shutouts

1T.	K. Voelker	4	1972
	B. Gamble	4	1999
3T.	J. Barclay	3	1993
	E. Michelsen	3	1972
	S. Schaefer	3	1979
	D. Schallmo	3	1984
	K. Voelker	3	1973
8T.	Seven players	2	

Strikeouts

1.	J. Helmick	103	1972
2.	K. Voelker	94	1993
3.	M. Malec	88	1986
4.	M. Richmond	81	1976
5.	B. Hollister	80	2005
6.	H. Hanburger	79	1971
7T.	M. Richmond	68	1975
	M. Pickeral	68	1999
9.	M. Richmond	67	1974
10.	R. Gerard	64	1979

Wins

1.	K. Voelker	13	1973
2.	M. Malec	10	1976
3.	J. Helmick	9	1972
4T.	J. Redmond	8	1984
	C. Beckett	8	1997
6T.	Nine players	6	

Winning Percentage (Minimum 8 Decisions)

1T.	K. Voelker	1.000 (13-0)	1973
-----	------------	--------------	------

	J. Redmond	1.000 (8-0)	1984
3.	D. Lindner	.888 (8-1)	2005
4T.	D. Hagan	.875 (7-1)	1987
	H. Hanberger	.875 (7-1)	1971
	M. Richmond	.875 (7-1)	1971
	S. Schaefer	.875 (7-1)	1979
8.	M. Malec	.833 (10-2)	1976
9.	C. Beckett	.800 (8-2)	1997
10.	J. Helmick	.778 (7-2)	1971

Earned Run Average (Minimum 30 Innings)

1.	K. Voelker	0.53 (50.2)	1972
2.	P. Kane	0.87 (30.2)	1999
3.	J. Parrault	1.27 (35.1)	1974
4.	J. Fitzwater	1.38 (32.2)	1999
5.	J. Helmick	1.40 (57.2)	1970
6.	T. Zook	1.67 (37.2)	1980
7.	B. Hollister	1.75 (82.1)	2005
8.	B. Armstrong	1.79 (50.1)	1966
9.	M. Richmond	1.92 (70.1)	1974
10.	B. Gamble	1.96 (59.2)	1999

Strikeouts Per Nine Innings (Minimum 30 Innings)

1.	H. Hanburger	11.7 (60.2)	1971
2.	M. Pickeral	11.1 (55.1)	1999
3.	J. Helmick	11.0 (84.1)	1972
4T.	M. Richmond	10.7 (57.0)	1975
	C.J. Hill	10.7 (31.0)	1992
6.	K. Voelker	10.6 (80.0)	1973
7.	G. Moraz	10.2 (43.1)	1970
8.	T. Diehl	10.1 (30.1)	1967
9.	M. Malec	9.9 (79.2)	1976
10.	S. Sites	9.7 (48.0)	1989

Relief Appearances

1.	C. Bednar	19	2004
2T.	P. Kane	18	1999
	D. Sidorowicz	18	2001
4.	C. Hill	17	2001
5T.	M. Vaccaro	15	1982
	S. Eberspacher	15	1998
	P. Kane	15	2000
	A. Byer	15	2004
9T.	B. Hollister	14	2002
	P. Sweeney	14	1997
	J. Fitzwater	14	1999

Saves

1.	M. Vaccaro	4	1982
2T.	D. Sidorowicz	3	2001
	S. Eberspacher	3	1998
	D. Kozak	3	1987
	S. Lohr	3	1992
	D. Miles	3	1991
	P. Sweeney	3	1997
	P. Sweeney	3	2000
	B. Hollister	3	2002
10T.	16 players	2	

Note: Records prior to 1965 are unavailable

CAREER RECORDS

OFFENSIVE

Games Played

1.	S. Davis	158
2.	D. Sanchez	147
3.	M. Bacon	141
4.	A. Poklemba	137
5T.	C. Wengerd	136
	P. Sweeney	136
7.	G. Moraz	130
8T.	G. Bridgett	128
	T. Merritt	128
10.	J. Steiner	127

At-Bats

1.	S. Davis	522
2.	D. Sanchez	423
3.	G. Moraz	417
4.	C. Wengerd	416
5.	P. Sweeney	414
6.	A. Poklemba	402
7.	M. Bacon	395
8.	S. Hackal	385
9T.	J. Steiner	377
	J. Mannon	377

Runs Scored

1.	S. Davis	141
2.	B. Keen	132
3.	P. Sweeney	127
4.	M. Teson	126
5T.	O. Lewis	122
	A. Poklemba	122
7.	G. Miller	108
8.	J. Simms	107
9.	S. Zumpano	103
10.	S. Hackal	102

Hits

1.	S. Davis	182
2.	P. Sweeney	181
3.	B. Keen	151
4.	C. Wengerd	145
5T.	S. Hackal	143
	G. Moraz	143
	S. Davis	143
8.	D. Sanchez	140
9.	M. Liller	136
10T.	L. Sporer	122
	J. Steiner	122

Doubles

1.	P. Sweeney	45
2.	S. Feller	40
3.	S. Davis	35
4.	B. Keen	33
5.	B. Gamble	32
6T.	M. Liller	28
	C. Wengerd	28
8.	R. Hamerski	27
9.	M. Teson	26
10T.	S. Raba	25
	S. Hackal	25

Triples

1.	J. Steiner	15
2.	J. Anderson	14
3.	B. Keen	12
4.	G. Miller	11
5T.	M. Bridgett	10
	G. Moraz	10
7T.	M. Bacon	9
	S. Hackal	9
	M. Liller	9
10T.	4 players	8

Home Runs

1.	P. Sweeney	30
2T.	C. Rotruck	24
	S. Hackal	24
4T.	B. Keen	22
	J. Riggleman	22
6.	J. Elder	17
7.	S. Feller	15
8T.	S. Raba	14
	T. Wilkins	14
10T.	J. Kovich	13
	S. Zumpano	13

Runs Batted In

1.	P. Sweeney	148
2.	S. Hackal	124
3.	B. Keen	120
4.	C. Wengerd	115
5.	G. Moraz	109
6T.	S. Feller	107
	S. Davis	107
8.	J. Steiner	94
9.	J. Riggleman	86
10.	J. Mannon	85

Extra Base Hits

1.	P. Sweeney	79
2.	B. Keen	67
3T.	S. Hackal	58
	S. Feller	58
5.	S. Davis	48
6.	J. Riggleman	44
7.	G. Moraz	43
8T.	S. Raba	42
	C. Rotruck	42
	M. Liller	42

Total Bases

1.	P. Sweeney	324
2.	B. Keen	274
3.	S. Hackal	258
4.	S. Davis	248
5.	S. Feller	235
6.	G. Moraz	216
7.	J. Riggleman	199
8.	M. Liller	197
9.	J. Steiner	195
10.	C. Wengerd	194

Batting Average (Minimum 100 At-Bats)

1.	P. Sweeney	.437
2.	S. Feller	.419
3.	B. Gamble	.416
T4.	B. Keen	.409
	S. Raba	.409
6.	S. Baker	.399
7.	A. Sebold	.388
8.	M. Liller	.386
9.	L. Sporer	.381
10.	J. Elder	.377

Slugging Percentage (Minimum 100 At-Bats)

1.	P. Sweeney	.783
2.	S. Raba	.760
3.	B. Keen	.743
4.	C. Rotruck	.707
5.	S. Feller	.683
6.	S. Hackal	.670
7.	J. Elder	.651
8.	B. Gamble	.646
9.	S. Baker	.636
10.	A. Sebold	.612

Base on Balls

1.	M. Teson	101
2.	A. Poklemba	89
3.	S. Davis	82
4.	S. Zumpano	80
5.	B. Keen	76
6.	B. Kerr	75
7.	S. Hackal	74
8.	J. Riggleman	73
9T.	G. Bridgett	69
	S. Simpson	69

Hit by Pitch

1.	J. Simms	21
2.	S. Davis	19
3.	D. Sanchez	17
4T.	B. Nay	16
	T. Wilkins	13
6.	K. Romanik	11
7T.	M. Bridgett	10
	R. Green	10
	G. Moraz	10
	T. Shaffer	10

Sacrifice Hits

1.	A. Shelley	32
2.	C. Wengerd	30
3.	G. Bridgett	23
4.	T. Merritt	22
5.	J. Brock	21
6.	S. Davis	20
7T.	S. Purdy	19
	D. Raines	19
8.	B. Lawyer	18
10.	B. Burton	17

Sacrifice Flies

1.	S. Zumpano	12
2.	R. Hamerski	11
3.	M. Liller	10
4T.	B. Keen	9

CAREER RECORDS

	D. Sanchez	9
6T.	T. Pavlic	8
	A. Sebold	8
	S. Davis	8
8T.	J. Beley	7
	G. Moraz	7

Stolen Bases

1.	O. Lewis	118
2.	B. Sutton	110
3.	A. Poklemba	72
4.	P. Rollins	59
5.	R. Green	58
6T.	J. Shugars	56
	S. Davis	56
8.	G. Miller	55
9.	G. Bridgett	52
10.	K. Snoots	51

Fewest Strikeouts per Plate Appearance

1.	G. Moraz	1:26.5
2.	A. Shelley	1:23.8
3.	T. Pavlic	1:23.5
4.	H. Reynolds	1:21.3
5.	B. Crawford	1:17.3
6.	D. Stottlemeyer	1:17.0
7.	S. Raba	1:16.3
8.	L. Sporer	1:16.2
9.	E. Michelsen	1:16.0
10.	B. Gamble	1:14.5

PITCHING

Games

1.	J. Helmick	53
2.	D. Sidorowicz	48
3T.	J. Herbert	46
	G. Moraz	46
5.	P. Kane	45
6.	M. Richmond	43
7.	S. Sites	42
8T.	R. Gerard	41
	D. Kozak	41
10.	A. Byer	39
11.	B. Hollister	38

Starts

1.	M. Richmond	40
2.	J. Helmick	34
3.	H. Hanburger	33
4.	S. Sites	31
5T.	J. Herbert	28
	D. Schallmo	28
7.	R. Gerard	26
8T.	K. Voelker	23
	C. Beckett	23
	D. Sidorowicz	23

Innings

1.	M. Richmond	265.2
2.	J. Helmick	244.1
3.	J. Herbert	196.0
4.	S. Sites	191.0

5.	R. Gerard	188.2
6.	H. Hanburger	182.2
7.	K. Voelker	169.0
8.	D. Schallmo	168.2
9.	B. Hollister	161.0
10.	C. Dodson	160.0
11.	D. Sidorowicz	153.1

Complete Games

1.	M. Richmond	25
2.	J. Helmick	18
3.	R. Gerard	15
4.	D. Schallmo	14
5.	S. Sites	13
6.	J. Herbert	12
7T.	J. Redmond	11
	K. Voelker	11
9T.	S. Bell	10
	K. Cain	10
	H. Hanburger	10

Shutouts

1.	K. Voelker	7
2.	J. Helmick	5
3T.	B. Gamble	4
	E. Michelsen	4
	J. Barclay	4
	M. Richmond	4
	D. Schallmo	4
8T.	Six players	3

Strikeouts

1.	M. Richmond	272
2.	J. Helmick	261
3.	K. Voelker	185
4.	H. Hanburger	177
5.	S. Sites	171
6.	B. Hollister	150
7.	R. Gerard	144
8.	G. Moraz	126
9.	M. Pickeral	124
10.	J. Herbert	120

Wins

1.	J. Helmick	27
2.	M. Richmond	25
3.	K. Voelker	22
4.	S. Sites	18
5.	D. Kozak	17
6T.	B. Hollister	16
	H. Hanburger	16
	J. Herbert	16
	D. Schallmo	16
10T.	G. Moraz	14
	J. Redmond	14
	C. Beckett	14
	D. Sidorowicz	14

Winning Percentage

(Minimum 12 decisions)

1.	K. Voelker	.957 (22-1)
2.	M. Malec	.833 (10-2)
3.	W. Sigafoose	.813 (13-3)
4.	D. Kozak	.773 (17-5)

5.	M. Kelly	.769 (10-3)
6T.	D. Hagan	.750 (9-3)
	S. Eberspacher	.750 (9-3)
8.	B. Gamble	.733 (11-4)
9.	J. Helmick	.730 (27-10)
10.	B. Hollister	.727 (16-6)
10.	J. Redmond	.700 (14-6)

Earned Run Average

(Minimum 70 innings)

1.	B. Gamble	2.09 (94.2)
2.	K. Voelker	2.34 (169.0)
3.	S. Grimes	2.46 (87.2)
4.	B. Armstrong	2.57 (87.2)
5.	J. Helmick	2.76 (244.1)
6.	M. Malec	2.82 (79.2)
7.	K. Mann	2.87 (72.0)
8.	B. McCully	2.93 (76.2)
9.	S. Sites	2.97 (191.0)
10.	B. Hollister	3.01 (161)

Strikeouts per Nine Innings

(Minimum 70 innings)

1.	M. Malec	9.90 (79.2)
2.	K. Voelker	9.85 (169.0)
3.	J. Helmick	9.60 (244.1)
4.	B. Armstrong	9.40 (87.2)
5.	M. Richmond	9.20 (265.2)
6.	C.J. Hill	8.80 (77.0)
7.	H. Hanburger	8.72 (182.2)
8.	G. Moraz	8.70 (129.2)
9.	B. Gamble	8.50 (94.2)
10.	B. Hollister	8.38 (161)

Relief Appearances

1.	P. Kane	45
2.	A. Byer	39
3.	C. McGarvey	36
4.	G. Moraz	34
5.	D. Kozak	30
6T.	C. Bednar	27
	G. Erdman	27
8T.	P. Sweeney	25
	D. Sidorowicz	25
10.	S. Eberspacher	23
11.	M. Sillers	22

Saves

1.	P. Sweeney	7
2T.	S. Eberspacher	5
	R. Gerard	5
	D. Miles	5
	G. Moraz	5
	C. McGarvey	5
7T.	D. Kozak	4
	S. Lohr	4
	M. Vaccaro	4
10T.	M. Kinman	3
	B. Hollister	3
	D. Sidorowicz	3

Note: Records prior to 1965 are unavailable

HALL OF FAME MEMBERS/SINGLE-GAME RECORDS

BOBCAT HALL OF FAME MEMBERS

<u>Name</u>	<u>Inducted</u>
Ed Athey	1976
Mel Bacon	1979
Mel Bridgett	1989
Jim Byrness	1975
Francis "Jake" Carrington	1995
George "Gimp" Carrington	1975
Harold J. Cordts	1990
John Elder	1984
Scott Hackal	1992
Hank Hanburger	1981
John Helmick	1977
John Herbert	1998
Billy Keen	1993
Bill Kirk	1996
Bob Kirk	1971
Roland Lammert	1986
George Lauder	1971
Oscar Lewis	1977
Mark Liller	2003
John Meyers	1972
Tom Merritt	2004
George Moraz	1974
John Patterson	1980
Olin Perkins	1997
Francis "Bud" Poland	1978
Howard Reynolds	1971
Mark Richmond	1982
Jim Riggleman	1979
Phil Rollins	1988
Ken Snoots	1974
Larry Sporer	2003
Joe Steiner	1980
Bob Sutton	1972
Keith Voelker	1978
Joe Wagner	1995
Robert E. Wells	1980
Craig Wengerd	1983
Bob "Hank" Winner	1972
Steve Zumpano	2001

RETIRED NUMBERS

14Bob Wells (Head Coach)

FSU SINGLE-GAME RECORDS

At-Bats	9	George Moraz (vs. Edinboro State, 1971 - 17 innings)
Runs	6	Mark Swartzbeck (vs. Pitt-Bradford, 1999)
Walks	5^	Greg Duckworth (vs. Wilmington, 1985)
Hits	5	Joe Steiner (vs. St. Francis, 1971)
	5	Larry Strand (vs. Indiana Univ. of Pa., 1973)
	5	Gary Romanik (vs. Davis & Elkins, 1976)
	5	Steve Zumpano (vs. Hampden-Sydney, 1989)
	5	Tim Garner (vs. West Virginia Wesleyan, 1992)
	5	Tim Garner (vs. Gallaudet, 1992)
	5	Chris Lockhart (vs. Christopher Newport, 1995)
Doubles	3	Billy Keen (vs. Coppin State, 1986)
	3	Angelo Taylor (vs. Christopher Newport, 1987)
	3	Jeff Chroniger (vs. Juniata, 1995)
Triples	2	Mel Bacon (vs. DCTC, 1969)
	2	Jim Carli (vs. Shepherd, 1971)
	2	Jim Anderson (vs. Norfolk, 1976)
	2	Jim Anderson (vs. Bowie State, 1978)
	2	Jon Beley (vs. Delaware State, 1980)
	2	Gene Miller (vs. Mt. St. Mary's, 1986)
	2	Sean Warfield (vs. Bowie State, 1992)
	2	Craig Killen (vs. Juniata, 1996)
Home Runs	3	Jim Riggleman (vs. Davis & Elkins, 1972)
RBI	8	Jim Riggleman (vs. Davis & Elkins, 1972)
Total Bases	12	Jim Riggleman (vs. Davis & Elkins, 1972)
Extra Base Hits	4	Billy Keen (vs. Coppin State, 1986)
Sacrifice Flies	3^^	Tim Pavlic (vs. Waynesburg, 1986)
Stolen Bases	7	Oscar Lewis (vs. Coppin State, 1969)


Note: Records prior to 1965 unavailable

^ T-2nd NCAA Division III history

^^ T-1st in NCAA Division III history

BOBCATS IN THE COMMUNITY

In addition to its success on the field and in the classroom, the Frostburg State baseball program prides itself on being active in the local community. In recent years, Bobcat players have participated in reading programs in local elementary schools, Adopt-A-Highway and Big Brothers/Big Sisters. Additionally, Frostburg State hosts youth skills clinics and camps throughout the year.



JUST SAY NO

The Frostburg State baseball coaching staff, players and the Bobcat Mascot visit area schools as part of National Drug Awareness Week.

"CLEAN-UP" HITTERS

For the fourth year, the Bobcats hit the streets as part of the Adopt-A-Highway program, cleaning up their stretch of land along Route 40 just outside of Frostburg.



SHOWING THE WAY

For the last six years, Frostburg State has held several skills camps and clinics for area youths throughout the season and summer.

"Community service is an important part of the Frostburg State baseball program. I want our players to give back to the community and be positive role models for our area youths."

~ Head Coach Chris McKnight

ABOUT FROSTBURG STATE UNIVERSITY

From an opening day enrollment of 57 students, Frostburg State University has grown to a present day enrollment of over 5,000 students. Its physical plant, once limited to a single building, Old Main, which housed classrooms and a library, has also grown to over 30 facilities including classroom buildings, residence halls, the Lewis J. Ort Library, the Harold J. Cordts Physical Education Center, the Lane Center, and the Performing Arts Center, situated on 255 beautiful acres.

Opened in 1902 as State Normal School No. 2, the University owes its existence to the tenacity of J. Benson Oder, editor of the Frostburg Mining Journal, and the citizens of Frostburg who, in spite of political barriers, raised funds and purchased the site on which the University is located.

Principal Edmund Dandridge Murdaugh and three faculty instructed the first Normal School class; in addition, the other faculty taught 151 children in the Model School. The Normal School students, who were high school students having to meet no requirements other than age (girls, 16; boys, 17), had but one two-year course of study, elementary education. The curriculum consisted of Latin, mathematics, history, rhetoric and literature, natural and physical sciences, drawing, music, calisthenics, psychology, philosophy of education, philosophy of school management, Pedagogy, Observation, Practice Work and Primary Manual Training.

Over the years, the name of the institution has reflected the changes in the scope of its educational mission. In 1935, the State Normal School No. 2 became the State Teachers College at Frostburg, a four-year college which offered a Bachelor of Science in Elementary Education. In 1963, the name became Frostburg State College, and finally in 1987, with the strong support of the local civic and business community, became Frostburg State University, an indication of its growing resources, diversity and excellence in educational opportunities for the region and the state.

In 1988, FSU became a constituent institution of the University System of Maryland, comprised of 11 of the state's 13 public institutions. Expanding to meet the educational needs of the region, the FSU Center in Hagerstown was also established in 1988 to offer upper-level bachelor's degree coursework and graduate programs. The University also opened, in 1990, a permanent location for the Frederick MBA program.

Throughout its growth, the University has emphasized excellence in teaching. Over 80% of the full-time faculty hold Ph.D.s or terminal degrees from institutions that are among the most prestigious in the nation. Faculty scholarship has led to scholarly books, manuals and journals, as well as numerous articles and reviews. This excellence in faculty has resulted in superior results for students. FSU has been ranked first among its peers for the number of doctorates per 100 baccalaureate degrees awarded. In the same study, FSU was ranked second in the percentage of national, prestigious awards received by faculty. These have included Fulbrights and significant grants from the National Endowment for the Humanities, the National Endowment for the Arts and other national associations.

At the same time, the University has developed comparable excellence in academic programs, research, consulting, cultural and athletic events, and facilities. In recent years the campus has consistently received a superior rating, the highest state award given for facilities and maintenance. In addition, FSU was also recently ranked safest college campus in the state.

Today, the University's mission and services have expanded significantly. Over 400 full-time administrators and support staff, and more than 200 full-time faculty serve the educational needs of students who come not only from throughout the United States, but also the world. These students have a choice of 37 major programs of study leading to the Bachelor of Art, Bachelor of Science, Bachelor of Fine Arts and Bachelor of Technical and Professional Studies degrees as well as graduate degrees in applied ecology and conservation biology, business administration, counseling psychology, education, wildlife/fisheries biology, human performance, modern humanities, park and recreation resource management, teaching and applied computer science. In addition, 12 pre-professional programs are offered.

Frostburg State University continues its pursuit of excellence. It is a tradition which now spans over a century.



FSU AT A GLANCE

- Average class size: 19
- 85% of classes have fewer than 30 students.
- 17:1 student/faculty ratio
- According to a recent survey, 97% of our graduates are employed. Over 83% are employed in the field of their choice.
- An undergraduate biology student discovered a new species of worm and presented his findings at the Russian Society of Nematologist Symposium in St. Petersburg.
- Among its peer institutions, FSU was ranked second for the number of national awards received by its faculty.
- The NBC hit sitcom "My Name is Greg" was created by a Frostburg State alumni Greg Garcia (Class of '92). Garcia is also the creator of the CBS sitcom, "Yes, Dear".
- The fall 2000 entering freshmen class was the largest in FSU history and 10.2 percent larger than the previous year. The same class had an average SAT score that was 14 points higher than the previous year's average.
- FSU is a partner in the construction of a business and technology park on campus. This new park will provide opportunities for students to engage in research and internships with participating agencies.
- The pass rate of FSU graduates in Social Work licensure exams has been 100% for the past two years.
- Students from FSU's Society for the Advancement of Management chapter placed third nationally in case competition.
- FSU education graduates have typically had pass rates of 96%-98% on the National Teachers Exam.



ABOUT FROSTBURG STATE UNIVERSITY

THE UNIVERSITY

Public, four-year, undergraduate and graduate, liberal arts and sciences and professional studies

DEGREES

B.A., B.S., B.F.A.; M.A., M.B.A., M.Ed., M.S.

ENROLLMENT

4,300 undergraduate; 900 graduate

STUDENT/FACULTY RATIO

17:1; average class size is 19 students

FACULTY

Full-time: 248

Part-time: 109

80% of full-time faculty have doctorates or terminal degrees in their fields

ON-CAMPUS HOUSING

90% of new students live on campus

2,000 residence hall spaces

SPECIAL OPPORTUNITIES

Honors Program

Learning Communities

Internships

Study Abroad

K-12/Secondary Teaching Certification

Collaborative and Dual Degree Programs in Engineering w/ Univ. of Maryland, College Park

B.S. Physics/M.S. Applied Physics Collaborative Program with UMBC

Bachelor's/Juris Doctor Program with Univ. of Baltimore School of Law

B.S. Accounting/M.B.A. Combined Program

Chemistry/Doctor of Pharmacy Dual Degree Program

Career Services

Credit by Examination - CLEP & Advanced Placement

2005-2006 EXPENSES (PER YEAR)

In-State: \$12,748

Out-of-State: \$20,998

Contiguous Counties: \$17,748 *

* *Out-of-state discount for full-time students from the following counties in PA:*

Bedford, Franklin, Fulton and Somerset; in VA: Loudoun; and in WV: Berkeley, Grant, Hampshire, Jefferson, Mineral and Morgan.

MAJORS

Accounting	International Studies
Actuarial Science	Justice Studies
Art & Design	Liberal Studies
Biology	Mass Communication
Business Administration	Mathematics
Business Education	Mechanical Engineering
Chemistry	Music
Computer Science	Philosophy
Earth Science	Physics
Economics	Political Science
Electrical Engineering	Psychology
Elem./Early Childhood	Recreation
Educ. Elementary Education	Social Science
English/Environmental Analysis & Planning	Social Work
Foreign Languages & Literature	Sociology
Geography	Speech Communication
Health & Physical Education	Theatre
History	Wildlife & Fisheries

PRE-PROFESSIONAL PROGRAMS

Dental Hygiene	Occupational Therapy
Dentistry	Optometry
Law	Pharmacy
Medical Technology	Physical Therapy
Medicine	Veterinary Medicine
Nursing	

SCHOLARSHIPS

Over 200 scholarships are awarded annually from various endowed funds created by individual donors and corporate gifts. Awards, based on academic merit and/or financial need, range from \$250 to \$3,500.

FINANCIAL AID

Eligible students receive need-based grants, loans and work-study arrangements. Approximately 65% of the students at FSU receive some form of financial aid.

HEAD COACH/ATHLETIC DEPARTMENT DIRECTORY

Athletic Director	.Ralph Brewer	.687-4471
Baseball/Asst. AD	.Chris McKnight	.687-4273
Men's Basketball	.Webb Hatch	.687-3093
Women's Basketball	.Jody Pepple	.687-4466
Cross Country (M & W)	.Randy Lowe	.687-4313
Field Hockey	.Nicole Bonvouloir	.687-4476
Football/Compliance	.Rubin Stevenson	.687-4086
Women's Lacrosse	.Nicole Bonvouloir	.687-4476
Men's Soccer	.Keith Byrnes	.687-3072
Women's Soccer	.Brian Parker	.687-4356
Softball	.Wes Landrum	.687-3242
Sports Information Director (Interim)	.Noah Becker	.687-4371
Swimming (M & W)	.Troy Strieby	.687-7021
Tennis (M & W)	.Stuart Swink	.687-4350
Track & Field (M & W)	.Felix Moreno	.687-3243
Women's Volleyball	.Peter Letourneau	.687-7014
Trainer	.Tony Zaloga	.687-4497
Equipment Manager	.Rick Gray	.687-4438
Administrative Assistant II	.Sandy Cannon	.687-4462
Administrative Assistant I	.Crystal Satterfield	.687-4455

FSU SPORTS FACTS

Nickname	.Bobcats
Colors	.Red, White & Black
Affiliation	.NCAA Division III
Conferences	.Allegheny Mountain Collegiate (AMCC) .Atlantic Central Football (ACFC), .Eastern College Athletic (ECAC) & Mason-Dixon

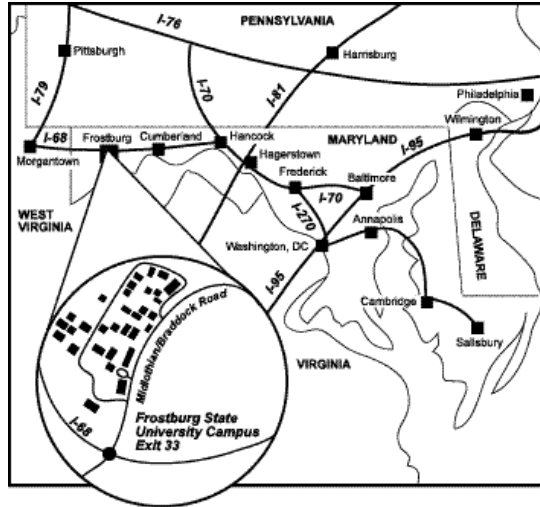
INTERCOLLEGIATE SPORTS

<i>Men (9)</i>	<i>Women (11)</i>	<i>Co-Ed (1)</i>
Baseball	Basketball	Golf
Basketball	Cross Country	
Cross Country	Field Hockey	
Football	Lacrosse	
Soccer	Soccer	
Swimming	Softball	
Tennis	Swimming	
Track & Field (indoor & outdoor)	Tennis	
	Track & Field (indoor & outdoor)	
	Volleyball	

DIRECTIONS TO FROSTBURG STATE UNIVERSITY

Estimated Travel Time to FSU

Baltimore 2 1/2 hours
Hagerstown, Md. 1 hour
Harrisburg, Pa. 2 hours
Johnstown, Pa. 1 hour
Morgantown, W.Va. 1 hour
New York 6 1/2 hours
Philadelphia 4 1/2 hours
Pittsburgh 2 1/2 hours
Richmond 5 hours
Salisbury, Md. 5 1/2 hours
Somerset, Pa. 45 minutes
Washington, D.C. 2 1/2 hours



Frostburg State University is located in the Appalachian highlands (elevation 2,200 feet) of Western Maryland. The main campus covers 260 acres within the town limits of Frostburg (population 7,300). The University also offers courses in Frederick, Maryland and at the Center in Hagerstown, Maryland.

The local region is rich in both history and outdoor activities. Students can visit nearby recreational areas — Rocky Gap, New Germany and Deep Creek Lake State Parks — which offer camping, boating, swimming, hiking and skiing.

Frostburg State University
101 Braddock Road
Frostburg, Maryland 21532-1099

From Baltimore

Take I-70 West to I-68 at Hancock, Md. Proceed to exit 33 (second Frostburg exit). Bear right onto Midlothian Road and proceed about one mile to the main entrance to the campus on the left.

From Morgantown, W.Va. and Points West

Take I-68 East to exit 33. Turn left onto Midlothian Road and proceed about one mile to the main entrance to the campus on the left.

From Pittsburgh, Pa. and Points North

Take I-79 South to I-68 at Morgantown, W.Va. Proceed to exit 33. Turn left onto Midlothian Road and proceed about one mile to the main entrance to the campus on the left.

From Washington, D.C.

Take I-270 North towards Frederick, Md. At Frederick, take I-70 West to I-68 at Hancock, Md. Proceed to exit 33 (second Frostburg exit). Bear right onto Midlothian Road and proceed about one mile to the main entrance to the campus on the left.



Frostburg State University is an Affirmative Action/Equal Opportunity Institution. Admission shall be determined without regard to race, color, religion, sex, national origin, age or handicap.

FSU is committed to making all of its programs, services and activities accessible to persons with disabilities. You may request accommodations through the ADA Compliance Office, 301/687-4102, TDD 301/687-7955.

